





















































Northern Area Outcomes Group

How are our children and young people doing?

Status/Performance - September 2014

Status Key for Outcomes Group Area	 Good  Upward  Downward	 Average  No change	 Poor (Of Concern)  Upward  Downward		
Indicators -Further information available via CYPSP website or CYPSP Information Team Email: Valerie.maxwell@hscni.net	Outcome Area Baseline 2010	Outcome Area Value Current	NI Avg Current	Status Current	Trend Since b/l
Demographics <ul style="list-style-type: none"> At mid-year estimate 2013 the Northern area had 108,624 children and young people which is 23.3% of the total population with a growing early years population. (pg 11 Northern Outcomes Group LGD Monitoring Report) Magherafelt has proportionately more children and young people across the area 26.1% with Larne the lowest at 21.3%. (2013) (pg 12 & 13 Northern Outcomes Group LGD Monitoring Report) Population projections show significant increases across all areas by the year 2023 (pg 14 Northern Outcomes Group LGD Monitoring Report) At 2013 BME populations are increasing (pg 15-17 Northern Outcomes Group LGD Monitoring Report) The majority of areas are seeing decreases in births at March 2014 since March 2010 with Larne the highest increase at +13.8%. (pg 19 Northern Outcomes Group LGD Monitoring Report) 	23.9%	23.3%	23.6%		
	23.9%	23.3%	23.6%		
					
					
		-3.7%	-3.6%		
Healthy <ul style="list-style-type: none"> At Dec 13 Infant Mortality is 0 in Carrickfergus & Moyle with Antrim rising from 0 to (9.8) in the last year (pg 21 Northern Outcomes Group LGD Monitoring Report) At March 14 Coleraine (79) has the highest rate of low birth weight babies. (pg 22 Northern Outcomes Group LGD Monitoring Report) At Dec 13 Coleraine (19%) C'fergus (18%) have the highest Percentage of mums smoking during pregnancy. (pg 23 Northern Outcomes Group LGD 	4.9	3.9	4.6		
	61.5	62.4	62.2		
	17%	15%	16%		

<p>Carrickfergus 4.8% & 10.9% and Newtownabbey 4.7% & 11.9% (pg 46-47 Northern Outcomes Group LGD Monitoring Report)</p>	11.9%	10.2%	&10.5 %		
<ul style="list-style-type: none"> At June 13 Highest percentages of children with English as additional language in Antrim 4.2% & 1.0% and Cookstown 5.3% & 2.1% (pg 48-49 Northern Outcomes Group LGD Monitoring Report) 	2.3%& 1.2%	2.7% & 1.4%	3.8& 1.7%		
<ul style="list-style-type: none"> At June 12 Poorest achievers Key stage one level 3 English / Maths in Cookstown 36.1% & 42.5% and Coleraine 36.9 % and 44.6% with both areas seeing decreases(pg 50-53 Northern Outcomes Group LGD Monitoring Report) 	43.2%& 48.9%	40.1% &46.3%	40.6% &46.8 %		
<ul style="list-style-type: none"> At June 12 Poorest achievers Key stage two level 5 English / Maths in Larne 28.5% & 39.5% and Coleraine 29.2% & 39.0% with Larne increasing and Coleraine decreasing (pg 54-57 Northern Outcomes Group LGD Monitoring Report) 	31.3% &41.8%	31.8% &41.9%	32.7% &43%		
<ul style="list-style-type: none"> At June 12 Poorest achievers Key stage three levels 5 English / Maths (67.8% &69.3%)& 6 English / Maths (39.9%& 38.6%) in Antrim (pg 58-63 Northern Outcomes Group LGD Monitoring Report) 	(77.3 &77.4) (50.1& 49.5)	(78.0& 77.2) (49.1& 53.0)	(79.4& 77.3) (50.9& 52.5)		
<ul style="list-style-type: none"> At June 13 GCSE poorest achievers in Larne 68.1%. (pg 64 Northern Outcomes Group LGD Monitoring Report) 	72.8%	78.8%	78.5%		
<ul style="list-style-type: none"> At June 13 Highest percentage leaving school with no GCSEs in Larne 4.8%. (pg 65 Northern Outcomes Group LGD Monitoring Report) 	1.3%	1.0%	1.6%		
<p>Living in Safety and with Stability</p>					
<ul style="list-style-type: none"> At Mar 13 Antrim (3.2), Ballymoney (3.1) and Coleraine (3.1) have highest rates of child victims of domestic violence. (pg 71 Northern Outcomes Group LGD Monitoring Report) 	2.0	2.4	2.9		
<ul style="list-style-type: none"> At Mar 13 Highest rate of domestic offences and rising in Coleraine (6.8). (pg 72 Northern Outcomes Group LGD Monitoring Report) 	5.2	5.3	6.1		
<ul style="list-style-type: none"> At Mar 13, 229 children were injured on roads and 3 killed in the Northern area last year with Newtownabbey highest. (pg 74 Northern Outcomes Group LGD Monitoring Report) 	196+2	229+3			
<p>Economic and Environmental Wellbeing</p>					
<ul style="list-style-type: none"> At March 14 Northern Area has decreased overall percentage of children and young people living in overcrowded accommodation. (pg 77 Northern Outcomes Group LGD Monitoring Report) 	1.1%	0.9%	1.7%		

<ul style="list-style-type: none"> • In 2014, 871 families and 1528 children in Northern Area were awarded statutory homelessness. (pg 79-80 Northern Outcomes Group LGD Monitoring Report) • At 08/11 The highest area in respect of relative and absolute poverty is Cookstown/ Magherafelt 30% & 30%. (pg 81-82 Northern Outcomes Group LGD Monitoring Report) • At March 12 All areas have seen an increase on dependent children of claimants of JSA with Ballymoney highest at 4.9%. (pg 83 Northern Outcomes Group LGD Monitoring Report) • At March 12 Lone parent families on JSA & income support have been mainly increasing across all areas with Cookstown (11.5%) the highest in JSA's and Newtownabbey (41.6%) the highest in IS (pg 85 & 86 Northern Outcomes Group LGD Monitoring Report) 	<p>560 & 948</p> <p>27% & 24%</p> <p>2.4%</p> <p>4.7% & 28.2%</p>	<p>871 & 1528</p> <p>25% & 23%</p> <p>3.1%</p> <p>9% & 35.5%</p>	<p>↑</p> <p>26% & 25%</p> <p>3.7%</p> <p>9% & 35%</p>	<p>■</p> <p>■</p> <p>■</p> <p>■</p>	<p>↑</p> <p>↑</p> <p>↑</p> <p>↑</p>
<p>Making a Positive Contribution</p> <ul style="list-style-type: none"> • At Dec 12 the poorest areas in children and young people participating in youth activities Magherafelt & Moyle (27%) (pg 88 Northern Outcomes Group LGD Monitoring Report) • At Dec12 High numbers of Children and young people coming to the attention of the Police for offending behaviour across NI in D and H Districts (pg 89 Northern Outcomes Group LGD Monitoring Report) • At Dec12 decrease in numbers of Children and young people coming to the attention of the Police for non-offending behaviour in D and H Districts. (pg 90 Northern Outcomes Group LGD Monitoring Report) 	<p>41%</p> <p>35.46 & 51.51</p> <p>121.33 & 152.32</p>	<p>41%</p> <p>29.32 & 37.96</p> <p>62.84 & 101.97</p>	<p>39%</p> <p>40.10</p> <p>76.96</p>	<p>■</p> <p>■</p> <p>■</p>	<p>↔</p> <p>↓</p> <p>↓</p>

Queries or further information available via CYPSP Information Team

Tel: 028 37414602/ Email: Valerie.maxwell@hscni.net