






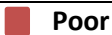
























South Eastern Area Outcomes Group






























How are our children and young people doing?

















Status/Performance - September 2014

Status Key for Outcomes Group Area	Good		Average		Poor (Of Concern)	
	Upward	Downward	No change	Upward	Downward	Downward
Indicators- Further information available via CYPSP website or CYPSP Information Team Email: Valerie.maxwell@hscni.net		Outcome Area Baseline 2010	Outcome Area Value Current	NI Avg Current	Status Current	Trend Since b/l
Demographics <ul style="list-style-type: none"> At mid-year estimate 2013 the South Eastern area had 80,591 children and young people which is 23% of the total population with a growing early years population. (pg 11 South Eastern Outcomes Group LGD Monitoring Report) Lisburn has proportionately more children and young people across the area 24.6% with North Down the lowest at 20.9%. (2013) (pg 12 South Eastern Outcomes Group LGD Monitoring Report) Population projections show significant increases across Ards and Lisburn by the year 2023 (pg 13 South Eastern Outcomes Group LGD Monitoring Report) At 2012 BME populations are decreasing (pg 15-17 South Eastern Outcomes Group LGD Monitoring Report) All areas are seeing decreases in births at March 2014 since March 2010 with North Down most at -15.4%. (pg 18 South Eastern Outcomes Group LGD Monitoring Report) 		22.9	23%	23.6%	Good	Upward
		22.9	23%	23.6%	Good	Upward
		↑	↑	↑	Good	Upward
		↓	↓	↓	Good	Downward
		↓	-5.2%	-3.6%	Good	Downward
Healthy <ul style="list-style-type: none"> At Dec 13 Infant Mortality is highest in Ards 5.5 (pg 20 South Eastern Outcomes Group LGD Monitoring Report) At March 14 all areas except Ards 80 have a lower than average rate of low birth weight babies. (pg 21 South Eastern Outcomes Group LGD Monitoring Report) At Dec 13 all areas except Ards 17% are below NI average for Percentage of mums smoking 		4.7	5.3	4.6	Poor	Upward
		57.1	57.3	62.2	Good	Upward
		16%	15%	16%	Good	Downward

South Eastern Outcomes Area Highlight Report

Status Key for Outcomes Group Area	 Good  Upward  Downward	 Average  No change	 Poor (Of Concern)  Upward  Downward		
Indicators- Further information available via CYPSP website or CYPSP Information Team Email: Valerie.maxwell@hscni.net	Outcome Area Baseline 2010	Outcome Area Value Current	NI Avg Current	Status Current	Trend Since b/l
<p>during pregnancy. (pg 22 South Eastern Outcomes Group LGD Monitoring Report)</p> <ul style="list-style-type: none"> At Mar 14 Ards & Down 45%, are slightly below average percentage of mums breastfeeding on discharge from hospital. (pg 24 South Eastern Outcomes Group LGD Monitoring Report) At Mar 14 Down 13.0 and Lisburn 11.2 has higher birth rates to teenage mums. (pg 25 South Eastern Outcomes Group LGD Monitoring Report) At 08/10 Life Expectancy is lowest in Lisburn 78 & 81.6 (pg 26 South Eastern Outcomes Group LGD Monitoring Report) At Dec 13 Dental registrations are poorest in Down 30.9% & 73.5% . (pg 27 - 28 South Eastern Outcomes Group LGD Monitoring Report) At Dec 12 Highest rates of children with a disability on DLA are in Down 49.7. (pg 29 South Eastern Outcomes Group LGD Monitoring Report) At 09/11 Obesity in children from deprived wards in the South Eastern area is on the increase 6.9%. (pg 32-33 South Eastern Outcomes Group LGD Monitoring Report) At Dec 13 Self Harm admissions to hospital are below NI avg but increasing in Ards 7.0, Down 7.1 & Lisburn 7.9. (pg 34 South Eastern Outcomes Group LGD Monitoring Report) At Dec 13 Young people admitted to hospital with Alcohol related diagnoses is higher in Down 6. (pg 35 South Eastern Outcomes Group LGD Monitoring Report) At Dec 12 Overall in the South Eastern Area there were 3 child deaths by suicide and 3 by Accidents in 2012. (pg 36-37 South Eastern Outcomes Group LGD Monitoring Report) 	<p>48.7%</p> <p>14.1</p> <p>78.5 & 82</p> <p>27.6% & 63.3%</p> <p>30.6</p> <p>12.8</p> <p>7.8</p> <p>3 & 2</p>	<p>48.8%</p> <p>10.7</p> <p>77.1 & 81.5</p> <p>31.7% & 76.2%</p> <p>37.7</p> <p>6.9%</p> <p>7.2</p> <p>3.8</p> <p>3 & 3</p>	<p>45.5%</p> <p>10.8</p> <p>77.1 & 81.5</p> <p>29.8% & 75.1%</p> <p>39.2</p> <p>5.5%</p> <p>9.0</p> <p>5.5</p> <p>16 & 22</p>	<p></p> <p></p> <p></p> <p></p> <p></p> <p></p> <p></p> <p></p> <p></p>	<p></p> <p></p> <p></p> <p></p> <p></p> <p></p> <p></p> <p></p> <p></p>
<p>Enjoying Learning and Achieving</p> <ul style="list-style-type: none"> At June 14 Lowest uptake of Nursery places in North Down 87%. (pg 65 South Eastern Outcomes Group LGD Monitoring Report) At June 13 the highest percentages of children with a statement are in Down 4.4% & 6.0%. (pg 41-42 South Eastern Outcomes Group LGD Monitoring Report) 	<p>87%</p> <p>3.1% & 3.6%</p>	<p>90%</p> <p>2.9% & 3.7%</p>	<p>92%</p> <p>2.8% & 3.8%</p>	<p></p> <p></p>	<p></p> <p></p>

Status Key for Outcomes Group Area	 Good  Upward  Downward	 Average  No change	 Poor (Of Concern)  Upward  Downward		
Indicators- Further information available via CYPSP website or CYPSP Information Team Email: Valerie.maxwell@hscni.net	Outcome Area Baseline 2010	Outcome Area Value Current	NI Avg Current	Status Current	Trend Since b/l
<p><i>Report)</i></p> <ul style="list-style-type: none"> At June 12 The highest percentage of children with less than 85% school attendance are in Lisburn 4.5% (Primary) and Ards 10.7% (Post-Primary) (pg 45-46 South Eastern Outcomes Group LGD Monitoring Report) At June 13 Highest percentage of children with English as additional language in Lisburn 2.6% & 0.6. (pg 47-48 South Eastern Outcomes Group LGD Monitoring Report) At June 12 all areas are higher than NI avg Key stage one level 3 English/Maths (pg 49-56 South Eastern Outcomes Group LGD Monitoring Report) At June 12 all areas are higher than NI avg Key stage two level 5 English/Maths (pg 49-56 South Eastern Outcomes Group LGD Monitoring Report) At June 12 Poorest achievers Key stage three English/Maths levels 5 (76.4% & 71.6% Lisburn) & 6 (46.3% Down & 47.6 Lisburn%) (pg 57-61 South Eastern Outcomes Group LGD Monitoring Report) At June 13 GCSE poorest achievers in Ards 69.8%. (pg 63 South Eastern Outcomes Group LGD Monitoring Report) At June 13 Highest percentage leaving school with no GCSEs is in North Down 2.1%. (pg 64 South Eastern Outcomes Group LGD Monitoring Report) 	<p>4.9% & 12.2%</p> <p>1.9% & 0.9%</p> <p>48.6% & 55.2%</p> <p>35.7% & 46.3%</p> <p>76.3 & 74.9 (48.4 & 47.7)</p> <p>73.4%</p> <p>2.0%</p>	<p>4.1% & 9.7%</p> <p>2.1% & 0.7%</p> <p>46.6% & 52.6%</p> <p>38.8% & 49.4%</p> <p>79.7 & 76.2 (51.9 & 50.7)</p> <p>77.7%</p> <p>1.7%</p>	<p>4.6% & 10.5%</p> <p>3.8% & 1.7%</p> <p>40.6% & 46.8%</p> <p>32.7% & 43%</p> <p>(79.4 & 7.3) (50.9 & 2.5)</p> <p>78.5%</p> <p>1.6%</p>	<p></p> <p></p> <p></p> <p></p> <p></p> <p></p> <p></p>	<p></p> <p></p> <p></p> <p></p> <p></p> <p></p> <p></p>
<p>Living in Safety and with Stability</p> <ul style="list-style-type: none"> At Mar 13 Ards (4.5), Down (3.9) and Lisburn (3.2) have highest rates of child victims of domestic violence. (pg 70 South Eastern Outcomes Group LGD Monitoring Report) At Mar 13 Highest rate of domestic offences and rising in Lisburn 5.3. (pg 71 South Eastern Outcomes Group LGD Monitoring Report) At Mar 13, 192 children were injured on roads in South Eastern area last year with Ards highest. (pg 73 South Eastern Outcomes Group LGD Monitoring Report) 	<p>2.0</p> <p>4.8</p> <p>148 + 0</p>	<p>3.4</p> <p>4.8</p> <p>192 + 0</p>	<p>2.9</p> <p>6.1</p> <p></p>	<p></p> <p></p> <p></p>	<p></p> <p></p> <p></p>

Status Key for Outcomes Group Area	 Good  Upward  Downward	 Average  No change	 Poor (Of Concern)  Upward  Downward		
Indicators- Further information available via CYPSP website or CYPSP Information Team Email: Valerie.maxwell@hscni.net	Outcome Area Baseline 2010	Outcome Area Value Current	NI Avg Current	Status Current	Trend Since b/l
<p>Economic and Environmental Wellbeing</p> <ul style="list-style-type: none"> At Mar 14 Lisburn (2.1%) has the higher percentage of children and young people living in overcrowded accommodation. (pg 76 South Eastern Outcomes Group LGD Monitoring Report) In 2014, 985 families and 1661 children in South Eastern area were awarded statutory homelessness. (pg 78-79 South Eastern Outcomes Group LGD Monitoring Report) At 08/11 Down in South Eastern area is above average in respect of relative and absolute poverty with 31% & 29%. (pg 80-81 South Eastern Outcomes Group LGD Monitoring Report) At Mar12 All areas have seen an increase on dependent children of claimants of JSA with Down highest at 3.3%. (pg 82 South Eastern Outcomes Group LGD Monitoring Report) At Mar12 Lone parent families on JSA & income support increasing across all areas with Lisburn highest 9.8% & 40.5% (pg 84 & 85 South Eastern Outcomes Group LGD Monitoring Report) 	1.8%	1.8%	1.7%		
<p>Making a Positive Contribution</p> <ul style="list-style-type: none"> At Dec 12 All areas are above average in children and young people participating in youth activities except Lisburn(30%). (pg 87 South Eastern Outcomes Group LGD Monitoring Report) At Dec12 High numbers of Children and young people coming to the attention of the Police for offending behaviour in C District (excludes Lisburn) (pg 88 South Eastern Outcomes Group LGD Monitoring Report) At Dec12 Increase in numbers of Children and young people coming to the attention of the Police for non-offending behaviour in C District (excludes Lisburn). (pg 89 South Eastern Outcomes Group LGD Monitoring Report) 	48%	41%	39%		
	43.68	39.64	40.10		
	87.02	110.09	76.96		

Queries or further information available via CYPSP Information Team

Tel: 028 37414602/ Email: Valerie.maxwell@hscni.net

