

































## Southern Area Outcomes Group

### How are our children and young people doing?































#### Status/Performance - September 2014
























Status Key for Outcomes Group Area	<span style="color: green;">■</span> Good <span style="color: green;">↑</span> Upward <span style="color: green;">↓</span> Downward	<span style="color: orange;">■</span> Average <span style="color: orange;">↔</span> No change	<span style="color: red;">■</span> Poor (Of Concern) <span style="color: red;">↑</span> Upward <span style="color: red;">↓</span> Downward		
<b>Indicators</b> -Further information available via CYPSP website or CYPSP Information Team Email: Valerie.maxwell@hscni.net	Outcome Area Baseline 2010	Outcome Area Value Current	NI Avg Current	Status Current	Trend Since b/l
<b>Demographics</b> <ul style="list-style-type: none"> <li>At mid-year estimate 2013 the Southern area had 93,595 children and young people which is 25.6% of the total population with a growing early years population. (pg 11 Southern Outcomes Group LGD Monitoring Report)</li> <li>Newry &amp; Mourne has proportionately more children and young people across the area 26.5% with Banbridge the lowest at 24.7%. (2013) (pg 12 Southern Outcomes Group LGD Monitoring Report)</li> <li>Population projections show significant increases across all areas by the year 2023 (pg 13 Southern Outcomes Group LGD Monitoring Report)</li> <li>At 2012 BME populations are increasing (pg 15-17 Southern Outcomes Group LGD Monitoring Report)</li> <li>All areas are seeing decreases in births at March 2014 since March 2010 with Armagh most at -11.3%. (pg 18 Southern Outcomes Group LGD Monitoring Report)</li> </ul>	25.8%	25.6%	23.6%	<span style="color: green;">■</span>	↓
	25.8%	25.6%	23.6%	<span style="color: green;">■</span>	↓
	↑	↑	↑	<span style="color: green;">■</span>	↑
	↑	↑	↓	<span style="color: green;">■</span>	↑
	↓	-4.2%	-3.6%	<span style="color: green;">■</span>	↓
<b>Healthy</b> <ul style="list-style-type: none"> <li>At Dec 13 Infant Mortality is highest in Banbridge 9.1 and Craigavon 5.0. (pg 20 Southern Outcomes Group LGD Monitoring Report)</li> <li>At March 14 Armagh 75.3 and Craigavon 67.0 have a higher than average rate of low birth weight babies. (pg 21 Southern Outcomes Group LGD Monitoring Report)</li> <li>At Dec 13 all areas are below NI average for Percentage mums smoking during pregnancy. (pg 22 Southern Outcomes Group LGD Monitoring Report)</li> </ul>	6.8	3.5	4.6	<span style="color: green;">■</span>	↓
	56.5	61.3	62.2	<span style="color: green;">■</span>	↑
	14%	12%	16%	<span style="color: green;">■</span>	↓

Southern Area Outcomes Group Highlight Report

Status Key for Outcomes Group Area	 Good  Upward  Downward	 Average  No change	 Poor (Of Concern)  Upward  Downward		
<b>Indicators</b> -Further information available via CYPSP website or CYPSP Information Team Email: Valerie.maxwell@hscni.net	Outcome Area Baseline 2010	Outcome Area Value Current	NI Avg Current	Status Current	Trend Since b/l
<ul style="list-style-type: none"> <li>At Mar 14 Newry/Mourne at 45.4% has the lowest percentage of mums breastfeeding on discharge from hospital. (pg 24 Southern Outcomes Group LGD Monitoring Report)</li> </ul>	47.4%	48.1%	45.5%		
<ul style="list-style-type: none"> <li>At Mar 14 Craigavon 11.8 has the highest birth rate to teenage mums. Other areas are below the NI avg (pg 25 Southern Outcomes Group LGD Monitoring Report)</li> </ul>	15.3	8.6	10.8		
<ul style="list-style-type: none"> <li>At 08/10 Life Expectancy is lowest in Newry &amp; Mourne 76.8 &amp; 81.1 (pg 26 Southern Outcomes Group LGD Monitoring Report)</li> </ul>	77.1& 81.6	77.1 & 81.6	77.1 & 81.5		
<ul style="list-style-type: none"> <li>At Dec 13 Dental registrations are poorest in Newry &amp; Mourne 26.3% &amp; 71.1% and in Craigavon 27.9% &amp; 74.3% (pg 27 – 28 Southern Outcomes Group LGD Monitoring Report)</li> </ul>	29.2%& 63.0%	28.0%& 74.0%	29.8%& 75.1%		 
<ul style="list-style-type: none"> <li>At Dec 12 Highest rates of children with a disability on DLA are in Craigavon 36.6 (pg 29 Southern Outcomes Group LGD Monitoring Report)</li> </ul>	31.1	35.0	39.2		
<ul style="list-style-type: none"> <li>At 09/11 Obesity in children from deprived wards in the Southern area is second highest at 8.4%. (pg 32-33 Southern Outcomes Group LGD Monitoring Report)</li> </ul>	8.4%	8.4%	5.5%		
<ul style="list-style-type: none"> <li>At Dec 13 Self Harm admissions to hospital has increased in Craigavon 12.2 (pg 34 Southern Outcomes Group LGD Monitoring Report)</li> </ul>	11.0	7.8	9.0		
<ul style="list-style-type: none"> <li>At Dec 13 Young people admitted to hospital with Alcohol related diagnoses is high in Craigavon 8.9 (pg 35 Southern Outcomes Group LGD Monitoring Report)</li> </ul>	8.7	4.3	5.5		
<ul style="list-style-type: none"> <li>At Dec 12 Overall in the Southern Area there were 5 child deaths by suicide and 5 by Accidents in 2012. (pg 36-37 Southern Outcomes Group LGD Monitoring Report)</li> </ul>	0 & 5	5 & 5	16 & 22		
<b>Enjoying Learning and Achieving</b>					
<ul style="list-style-type: none"> <li>At June 14 Lowest uptake of Nursery places in Armagh 86%. (pg 65 Southern Outcomes Group LGD Monitoring Report)</li> </ul>	87%	91%	92%		
<ul style="list-style-type: none"> <li>At June 13 The highest percentages of children with a statement are in Primary Newry /Mourne 3.7, PP Armagh &amp; Craigavon 5.2 (pg 41-</li> </ul>	3.9%& 4.4%	3.2% & 4.9%	2.8% & 3.8%		 

Southern Area Outcomes Group Highlight Report

Status Key for Outcomes Group Area	 Good  Upward  Downward	 Average  No change	 Poor (Of Concern)  Upward  Downward		
<b>Indicators</b> -Further information available via CYPSP website or CYPSP Information Team Email: Valerie.maxwell@hscni.net	Outcome Area Baseline 2010	Outcome Area Value Current	NI Avg Current	Status Current	Trend Since b/l
<p><i>42 Southern Outcomes Group LGD Monitoring Report)</i></p> <ul style="list-style-type: none"> <li>At June 12 The highest percentages of children with less than 85% school attendance are in Craigavon 5.3% &amp; 12.0% and Dungannon 5.5% &amp; 10.5%. <i>(pg 45-46 Southern Outcomes Group LGD Monitoring Report)</i></li> <li>At June 13 Highest percentages of children with English as additional language are in Craigavon 8.4% &amp; 4.3% and Dungannon 13.6% &amp; 6.8%. <i>(pg 47-48 Southern Outcomes Group LGD Monitoring Report)</i></li> <li>At June 12 Poorest achievers Key stage one level 3 English / Maths are in Newry &amp; Mourne 33.9% &amp; 37.9%<i>(pg 49-56 Southern Outcomes Group LGD Monitoring Report)</i></li> <li>At June 12 Poorest achievers Key stage two level 5 in English / Maths are in Newry and Mourne 29.4% &amp; 37.3% <i>(pg 49-56 Southern Outcomes Group LGD Monitoring Report)</i></li> <li>At June 12 Poorest achievers Key stage three levels 5 English / Maths (80.6%&amp; 75.0% &amp; 6 (46.9% &amp; 43.4%) in Craigavon <i>(pg 57-61 Southern Outcomes Group LGD Monitoring Report)</i></li> <li>At June 13 GCSE poorest achievers in Craigavon 72.4%. <i>(pg 63 Southern Outcomes Group LGD Monitoring Report)</i></li> <li>At June 12 Highest percentage leaving school with no GCSEs are in Dungannon 3.4%. <i>(pg 64 Southern Outcomes Group LGD Monitoring Report)</i></li> </ul>	<p>5.2%&amp; 11.5%</p> <p>5.0%&amp; 2.7%</p> <p>37.1%&amp; 43.4%</p> <p>29.7%&amp; 42.1%</p> <p>(83.1 &amp; 79.6 54.9 &amp; 51.9)</p> <p>73.4%</p> <p>1.8%</p>	<p>4.2% &amp; 9.5%</p> <p>6.4% &amp; 3.1%</p> <p>36.8%&amp; 43.7%</p> <p>31.6%&amp; 43.1%</p> <p>(81.9 &amp; 79.2) (52.4 &amp; 53.4)</p> <p>79.1%</p> <p>1.3%</p>	<p>4.6% &amp; 10.5%</p> <p>3.8% &amp; 1.7%</p> <p>40.6% &amp; 46.8%</p> <p>32.7% &amp; 43%</p> <p>(79.4&amp; 77.3) (50.9&amp; 52.5)</p> <p>78.5%</p> <p>1.8%</p>	<p></p> <p></p> <p></p> <p></p> <p></p> <p></p> <p></p>	<p></p> <p></p> <p> </p> <p></p> <p></p> <p></p> <p></p>
<p><b>Living in Safety and with Stability</b></p> <ul style="list-style-type: none"> <li>At Mar 13 Craigavon (2.7), Dungannon (2.3) and Newry &amp; Mourne (2.0) have highest rates of child victims of domestic violence. <i>(pg 70 Southern Outcomes Group LGD Monitoring Report)</i></li> <li>At Mar 13 Highest rate of domestic offences and rising are in Craigavon (7.4). <i>(pg 71 Southern Outcomes Group LGD Monitoring Report)</i></li> <li>At Mar 13, 174 children were injured and 1 child killed on roads in Southern area last year</li> </ul>	<p>1.9</p> <p>5.1</p> <p>173 +1</p>	<p>2.1</p> <p>5.7</p> <p>174 +1</p>	<p>2.9</p> <p>6.1</p> <p></p>	<p></p> <p></p> <p></p>	<p></p> <p></p> <p></p>

Status Key for Outcomes Group Area	 Good  Upward  Downward	 Average  No change	 Poor (Of Concern)  Upward  Downward		
<b>Indicators</b> -Further information available via CYPSP website or CYPSP Information Team Email: Valerie.maxwell@hscni.net	Outcome Area Baseline 2010	Outcome Area Value Current	NI Avg Current	Status Current	Trend Since b/l
with Craigavon being the highest. (pg 73 Southern Outcomes Group LGD Monitoring Report)					
<b>Economic and Environmental Wellbeing</b> <ul style="list-style-type: none"> <li>At Mar 14 Dungannon (2.2%) has the highest percentage of children and young people living in overcrowded accommodation. (pg 76 Southern Outcomes Group LGD Monitoring Report)</li> <li>In 2014, 689 families and 1225 children in Southern Area were awarded statutory homelessness. (pg 78-79 Southern Outcomes Group LGD Monitoring Report)</li> <li>At 08/11 most of LGDs in Southern area are below average in respect of relative and absolute poverty (pg 80-81 Southern Outcomes Group LGD Monitoring Report)</li> <li>At Mar12 All areas have seen an increase on dependent children of claimants of JSA with Newry &amp; Mourne highest at 5.1%. (pg 82 Southern Outcomes Group LGD Monitoring Report)</li> <li>At Mar12 Lone parent families on JSA &amp; income support are increasing across all LGD's within Southern Area (pg 85 Southern Outcomes Group LGD Monitoring Report)</li> </ul>	1.3%	1.3%	1.7%		
	306 & 548	689 & 1225			
	25% & 24%	24% & 23%	26% & 25%		
	3.0%	3.9%	3.7%		
	4.6% & 24.5%	9.0% & 33.2%	9.0% & 35%		
<b>Making a Positive Contribution</b> <ul style="list-style-type: none"> <li>At Dec 12 All areas are above average in children and young people participating in youth activities except Armagh(37%) &amp; Newry and Mourne (29%) (pg 87 Southern Outcomes Group LGD Monitoring Report)</li> <li>At Dec12 High numbers of Children and young people are coming to the attention of the Police for offending behaviour in E District (Armagh, Banbridge, Craigavon, Newry &amp; Mourne (excludes Dungannon)). (pg 88 Southern Outcomes Group LGD Monitoring Report)</li> <li>At Dec12 Increase in numbers of Children and young people coming to the attention of the Police for non-offending behaviour in E District. (pg 89 Southern Outcomes Group LGD Monitoring Report)</li> </ul>	38%	37%	39%		
	38.81	34.90	40.10		
	55.87	63.39	76.96	