

Western Area Outcomes Group

How are our children and young people doing?

Status/Performance - September 2014

Status Key for Outcomes Group Area	Good		Average		Poor (Of Concern)	
	Upward	Downward	No change		Upward	Downward
Indicators - Further information available via CYPSP website or CYPSP Information Team Email: Valerie.maxwell@hscni.net		Outcome Area Baseline 2010	Outcome Area Value Current	NI Avg Current	Status Current	Trend Since b/l
Demographics <ul style="list-style-type: none"> At mid-year estimate 2013 the Western area had 73,855 children and young people which is 25% of the total population with a growing early years population. (pg 11 Western Outcomes Group LGD Monitoring Report) Derry has proportionately more children and young people across the area 25.4% with Limavady the lowest at 24.1%. (2013) (pg 12 Western Outcomes Group LGD Monitoring Report) Population projections show increases in Fermanagh and Omagh and decreases in Derry and Limavady by the year 2023 (pg 13 Western Outcomes Group LGD Monitoring Report) At 2013 BME populations are decreasing (pg 15-17 Northern Ireland Monitoring Report) All areas are seeing decreases in births at March 2014 since March 2010, especially Omagh and Strabane. (pg 18 Western Outcomes Group LGD Monitoring Report) 		26%	25%	23.6%	Good	Downward
		26%	25%	23.6%	Good	Downward
		Downward	Downward	Upward	Good	Downward
		Downward	Downward	Downward	Good	Downward
		Downward	-7.3%	-3.6%	Good	Downward
Healthy <ul style="list-style-type: none"> At Dec 13 Infant Mortality has seen increases in Derry 7.0, Omagh 4.8 and Strabane 8.2. (pg 20 Western Outcomes Group LGD Monitoring Report) At March 14 Fermanagh (64.9) Limavady (63.6) & Derry (62.8) has a higher rate of low birth weight babies. (pg 21 Western Outcomes Group LGD Monitoring Report) 		7.2	5.1	4.6	Poor	Downward
		63.5	59.4	62.2	Good	Downward

Western Area Outcomes Group Highlight Report









Status Key for Outcomes Group Area	■ Good ↑ Upward ↓ Downward	■ Average ↔ No change	■ Poor (Of Concern) ↑ Upward ↓ Downward		
Indicators - Further information available via CYPSP website or CYPSP Information Team Email: Valerie.maxwell@hscni.net	Outcome Area Baseline 2010	Outcome Area Value Current	NI Avg Current	Status Current	Trend Since b/l
<ul style="list-style-type: none"> At Dec 13 Derry (19%) has a higher Percentage of mums smoking during pregnancy. Other areas are below avg with the overall figure for the area 16% (pg 22 Western Outcomes Group LGD Report) 	14%	16%	16%	■	↑
<ul style="list-style-type: none"> At Mar 14 Derry 35.1%, Limavady 34.7% and Strabane 32.4% have below average percentages of mums breastfeeding on discharge from hospital. (pg 24 Western Outcomes Group LGD Monitoring Report) 	40.1%	39.3%	45.5%	■	↓
<ul style="list-style-type: none"> At Mar 14 Derry 13.2 has the highest birth rate to teenage mums. Other areas are below avg (pg 25 Western Outcomes Group LGD Monitoring Report) 	15.7	9.0	10.8	■	↓
<ul style="list-style-type: none"> At 08/10 Life Expectancy is lowest in Derry 75.5 & 79.9 (pg 26 Western Outcomes Group LGD Monitoring Report) 	76.7 & 81.4	76.7 & 81.4	77.1& 81.5	■	↑
<ul style="list-style-type: none"> At Dec 13 Dental registrations are poorest in Derry 25.4% & 73.6% and in Strabane 25.8% &71.0%. (pg 27 – 28 Western Outcomes Group LGD Monitoring Report) 	26.2%& 59.6%	29.7% &75.5%	29.8% 75.1%	■	↑
<ul style="list-style-type: none"> At Dec 12 Highest rates of children with a disability on DLA are in Omagh 41.4. (pg 29 Western Outcomes Group LGD Monitoring Report) 	33.1	38.5	39.2	■	↑
<ul style="list-style-type: none"> At 09/11 Obesity in children from deprived wards in the Western area is on the increase 5.8%. (pg 32-33 Western Outcomes Group LGD Monitoring Report) 	5.8%	5.8%	5.5%	■	↑
<ul style="list-style-type: none"> At Dec 13 Self Harm admissions to hospital has increased in Fermanagh & Limavady to 17.2 (pg 34 Western Outcomes Group LGD Monitoring Report) 	5.9	8.2	9.0	■	↑
<ul style="list-style-type: none"> At Dec 13 Young people admitted to hospital with Alcohol related diagnoses is high in Derry 12 and Limavady 19.6 (pg 35 Western Outcomes Group LGD Monitoring Report) 	7.2	7.4	5.5	■	↑
<ul style="list-style-type: none"> At Dec 12 Overall in the Western Area there were 2 child deaths by suicide and 5 by Accidents in 2012. (pg 36-37 Western Outcomes Group LGD Monitoring Report) 	4 & 9	2 & 5	16 & 22	■	↓
Enjoying Learning and Achieving <ul style="list-style-type: none"> At June 13 Lowest uptake of Nursery places in 	96%	94%	92%	■	↓

Western Area Outcomes Group Highlight Report

Status Key for Outcomes Group Area	■ Good ↑ Upward ↓ Downward	■ Average ↔ No change	■ Poor (Of Concern) ↑ Upward ↓ Downward		
Indicators - Further information available via CYPSP website or CYPSP Information Team Email: Valerie.maxwell@hscni.net	Outcome Area Baseline 2010	Outcome Area Value Current	NI Avg Current	Status Current	Trend Since b/l
<p>Limavady 85%. (pg 65 Western Outcomes Group LGD Monitoring Report)</p> <ul style="list-style-type: none"> At June 13 The highest percentages of children with a statement are in Fermanagh 3.1% & 4.9%. (pg 41-42 Western Outcomes Group LGD Monitoring Report) At June 12 The highest percentages of children with less than 85% school attendance are in Derry 5.6% & 12% and Strabane 4.1% & 12.5%. (pg 45-46 Western Outcomes Group LGD Monitoring Report) At June 13 Highest percentages of children with English as additional language in Fermanagh 3.2% & 1.8% and Omagh 3.6% & 1.7%. (pg 47-48 Western Outcomes Group LGD Monitoring Report) At June 12 Poorest achievers Key stage one level 3 English/Maths in Limavady 26.1% & 34.8% and Fermanagh 34.4% & 42.1% with both areas seeing decreases(pg 49-56 Western Outcomes Group LGD Monitoring Report) At June 12 Poorest achievers Key stage two level 5 English/Maths in Limavady 24.8% & 34.4% and Derry 29.9% & 39.8% with both areas seeing decreases(pg 49-56 Western Outcomes Group LGD Monitoring Report) At June 12 Poorest achievers Key stage three English/Maths levels 5 (72.8% & 71%) & 6 (42.2% & 45.2%) in Derry (pg 57-61 Western Outcomes Group LGD Monitoring Report) At June 13 GCSE poorest achievers in Strabane 79.9%. (pg 63 Western Outcomes Group LGD Monitoring Report) At June 13 Highest percentage leaving school with no GCSEs in Derry 2.6%. (pg 64 Western Outcomes Group LGD Monitoring Report) <p>Living in Safety and with Stability</p> <ul style="list-style-type: none"> At Mar 13 Derry (3.5), Fermanagh (3.4) and Omagh (3.1) have highest rates of child victims of domestic violence. (pg 70 Western Outcomes Group LGD Monitoring Report) 	<p>2.4% & 3.0%</p> <p>5.7% & 12.1%</p> <p>2.1% & 0.9%</p> <p>35.5%& 42.1%</p> <p>29.2%& 40.3%</p> <p>(78.0 & 72.9) (49.5 & 49.2)</p> <p>72.7%</p> <p>1.8%</p> <p>2.4</p>	<p>2.4% & 4.0%</p> <p>4.2% & 10.5%</p> <p>2.2% & 1.0%</p> <p>39.5%& 46.8%</p> <p>31.8%& 42.4%</p> <p>(76.5 & 75.4) (46.7 & 50.7)</p> <p>82.7%</p> <p>1.5%</p> <p>2.9</p>	<p>2.8& 3.8%</p> <p>4.6% 10.5%</p> <p>3.8%& 1.7%</p> <p>40.6% 46.8%</p> <p>32.7% & 43%</p> <p>(79.4& 77.3) (50.9& 52.5)</p> <p>78.5%</p> <p>1.6%</p> <p>2.9</p>	<p>■</p> <p>■</p> <p>■</p> <p>■</p> <p>■</p> <p>■</p> <p>■</p> <p>■</p> <p>■</p> <p>■</p> <p>■</p>	<p>↑</p> <p>↓</p> <p>↔</p> <p>↑</p> <p>↑</p> <p>↓ ↑</p> <p>↑</p> <p>↓</p> <p>↑</p>

Status Key for Outcomes Group Area	Good		Average		Poor (Of Concern)	
	Upward	Downward	No change		Upward	Downward
Indicators - Further information available via CYPSP website or CYPSP Information Team Email: Valerie.maxwell@hscni.net		Outcome Area Baseline 2010	Outcome Area Value Current	NI Avg Current	Status Current	Trend Since b/l
<ul style="list-style-type: none"> At Mar 13 Highest rate of domestic offences and rising in Derry (9.1). (pg 71 Western Outcomes Group LGD Monitoring Report) At Mar 13, 177 children were injured and 1 child killed on roads in Western area last year with Derry highest. (pg 73 Western Outcomes Group LGD Monitoring Report) 		6.3	6.8	6.1	■	↑
		150 + 0	177 + 1	↑	■	↑
Economic and Environmental Wellbeing						
<ul style="list-style-type: none"> At Mar 14 Derry (3.2%) has twice the percentage of children and young people living in overcrowded accommodation. (pg 76 Western Outcomes Group LGD Monitoring Report) 		1.3%	1.6%	1.7%	■	↑
<ul style="list-style-type: none"> In 2014, 922 families and 1512 children in Derry were awarded statutory homelessness. (pg 78-79 Western Outcomes Group LGD Monitoring Report) 		364 & 640	922 & 1512	↑	■	↑
<ul style="list-style-type: none"> At 08/11 All LGDs in Western area are above average in respect of relative and absolute poverty with Derry highest 41% & 39%. (pg 80-81 Western Outcomes Group LGD Monitoring Report) 		37% & 34%	34% & 32%	26% & 25%	■	↓
<ul style="list-style-type: none"> At Mar12 All areas have seen an increase on dependent children of claimants of JSA with Derry highest at 5.6%. (pg 82 Western Outcomes Group LGD Monitoring Report) 		3.4%	4.9%	3.7%	■	↑
<ul style="list-style-type: none"> At Mar12 Lone parent families on JSA & income support increasing across all areas with Derry highest 11% & 36.2% (pg 84 & 85 Western Outcomes Group LGD Monitoring Report) 		5.4% & 25.6%	9.7% & 33.6%	9% & 35%	■	↑
Making a Positive Contribution						
<ul style="list-style-type: none"> At Dec 12 All areas are below average in children and young people participating in youth activities except Omagh (44%). Strabane poorest at (24%) (pg 87 Western Outcomes Group LGD Monitoring Report) 		37%	36%	39%	■	↔
<ul style="list-style-type: none"> At Dec12 Highest numbers of Children and young people coming to the attention of the Police for offending behaviour across NI is in G District (Foyle, Limavady, Magherafelt & Strabane). (pg 88 Western Outcomes Group LGD Monitoring Report) 		44.19	46.37	40.10	■	↑

Western Area Outcomes Group Highlight Report

Status Key for Outcomes Group Area	 Good  Upward  Downward	 Average  No change	 Poor (Of Concern)  Upward  Downward		
Indicators - Further information available via CYPSP website or CYPSP Information Team Email: Valerie.maxwell@hscni.net	Outcome Area Baseline 2010	Outcome Area Value Current	NI Avg Current	Status Current	Trend Since b/l
<ul style="list-style-type: none"> At Dec12 Increase in numbers of Children and young people coming to the attention of the Police for non-offending behaviour in G District. (pg 89 Western Outcomes Group LGD Monitoring Report) 	65.34	75.78	76.96	