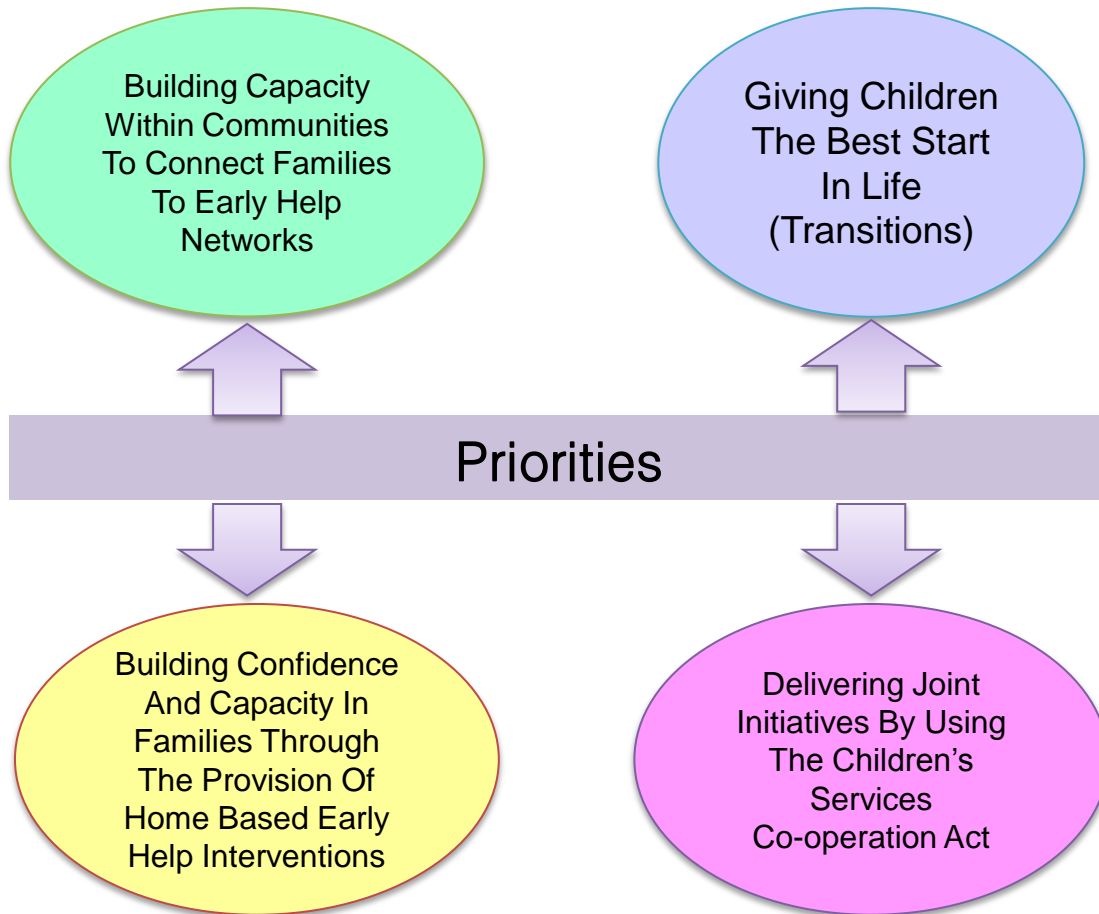


Belfast Area Outcomes Group Action Plan 2017-2020



Helping connect Children Young People and Families to local supports



Strategic Context:
Programme for Government
Children and Young People's Strategy
CYPSP Plan
Belfast Agenda

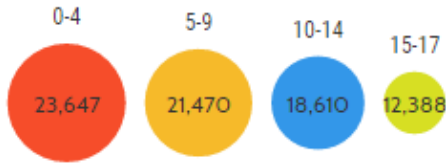
Underpinning Principles:

- **Support Needs Based Planning:**
Belfast Area Outcomes Group aims to improve the ability of the Locality Planning structures to develop responses that better identify the needs of children young people and families living within the catchment of Belfast Area Outcomes Group
- **Enabling Needs Led Commissioning:**
Belfast Area Outcomes Group will use the needs identified through the Family Support Hub network and the Locality Planning structures to enable critical reflection and discussions across the commissioning agencies represented on the Outcomes Group to ensure commissioning processes produce services to better meet the needs of children young people and families in Belfast.
- **Facilitate Service Delivery:**
Belfast Area Outcomes Group will use work undertaken in terms of both planning and commissioning to promote improvements in the design and linkages between commissioned services and the needs of the Children and Families they are designed to help meet

Baseline Information for Belfast Area Outcomes Group

For more detailed statistics please go to www.cypsp.org

Mid-Year Population Estimates 2015



21.5% of total population of Belfast is Children & Young People Under 18

6% of All Children have a DISABILITY

*this is a prevalence rate due to the lack of robust data for children with disabilities

LOW SCHOOL ATTENDANCE

Primary School **DECREASED** (2010/11-2015/16)



Post-Primary School **DECREASED** (2010/11-2015/16)



Both **ABOVE** NI average

Child Victims of Domestic Violence (Rate per 1,000) has

INCREASED
2010/11 - 2.9
2014/15 - 4.3

ABOVE the NI average


Low Birth Rate (Below 5.5lbs) has **INCREASED**

2010/11 - 66.7 per 1000 live births
2015/16 - 71.3 per 1000 live births
HIGHEST in NI

KEY STAGE ONE ENGLISH

level 2 or Above (age 7/8)

DECREASED



KEY STAGE ONE MATHS

level 2 or Above

DECREASED



INCREASE in the Percentage of Primary Pupils with English as an Additional Language

2010/11 - 4.4%
2015/16 - 6.7%
(NI Average 5.2%)

The Percentage of **MOTHERS SMOKING DURING PREGNANCY** has

DECREASED




HIGHEST in NI



INCREASE

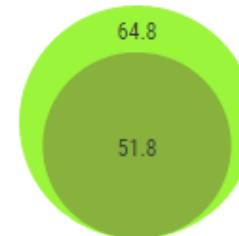
in School Leavers gaining 5+ GCSEs (Or Equivalent)

Including Maths and English (Between 2010 and 2015 (NI Average - 66%))



ANTI-SOCIAL BEHAVIOUR has

DECREASED



(Rate per 1,000)

BREASTFEEDING AT DISCHARGE has **DECREASED**

2010/11 - 46%
2015/16 - 45%
(NI average 45.5%)

Percentage of Births to Mothers Under 20 Year has **DECREASED**

2010 - 6.3%
2015 - 5.1%

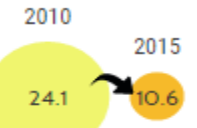
HIGHEST in NI

The Percentage of **3-5 year olds REGISTERED with a DENTIST** has **INCREASE**



(NI Average - 73.9%)

DECREASE in **ADMISSIONS TO HOSPITAL** due to **SELF-HARM**



(Rates per 10,000)