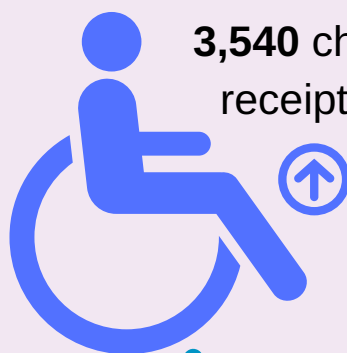



96,945 Children and Young People aged 0-17 yrs



3,540 children in receipt of DLA



28,121 0-4 yr olds

28,894 5-9 yr olds

10,696 10-11 yr olds

19,551 12-15 yr olds

9,683 16-17 yr olds

school

38,630 Children at Primary School

Average PS Class size 24.5
(highest across Outcomes Gps)

30,080 Young People at Post Primary School

A	B
3.2% Primary pupils Statemented	
4.9% Post Primary pupils Statemented	

1.7% Pupil Suspensions in Primary & Post Primary

3.5% Primary School pupils with less than 85% attendance

8.5% Post Primary School pupils with less than 85% attendance



Pupils with English as an additional Language

9.9% Primary pupils
NI Avg = 5.7%

3.8% Post Primary Pupils
NI Avg = 1.9%




40% of Children & Young people are registered with EA Youth Service

81.3% achieved 5 GCSEs

27.8% Primary pupils &

27.2% Post Primary Pupils Free School Meal Entitlement





Family

↑ 787 Families were referred to Southern Area Family Support Hubs in 17/18



↑ 47% were one parent families



1005 children were referred to Hubs



The 5-10 age range has consistently been the highest age for referrals

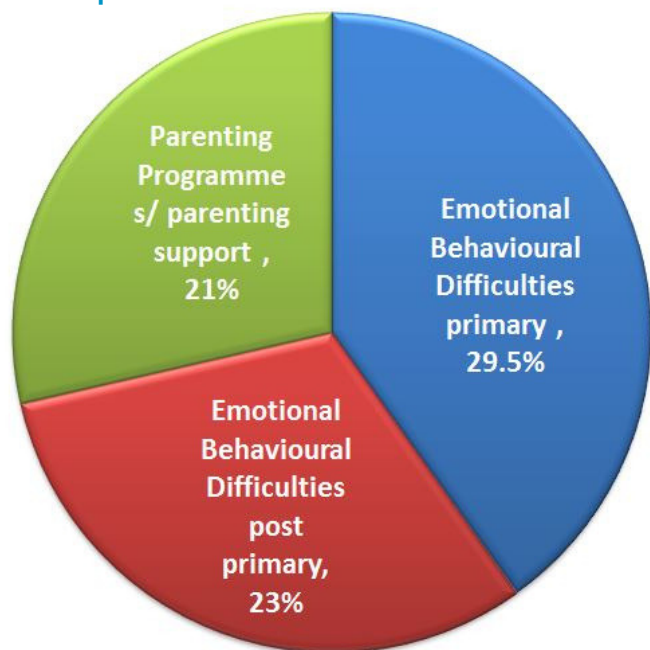


Learning Disability was the highest referral type

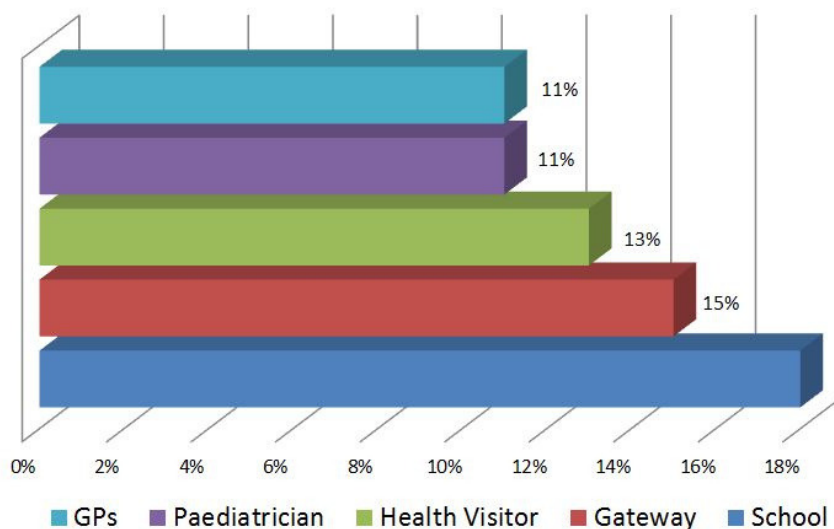
↑ 17% were Children with a disability

5/1000 population aged 0-17 are Looked After Children

Top 3 reasons for referral



Top 5 Referring Agencies



R/1000 Anti-social behaviour incidents

↑ 26.2



R/10,000 0-17 admitted to Hospital for Self Harm 6.9



3 Child deaths by suicide



R/10,000 0-17 admitted to Hospital for Alcohol diagnoses 3.9



R/1000 Domestic Abuse Crimes 6.7