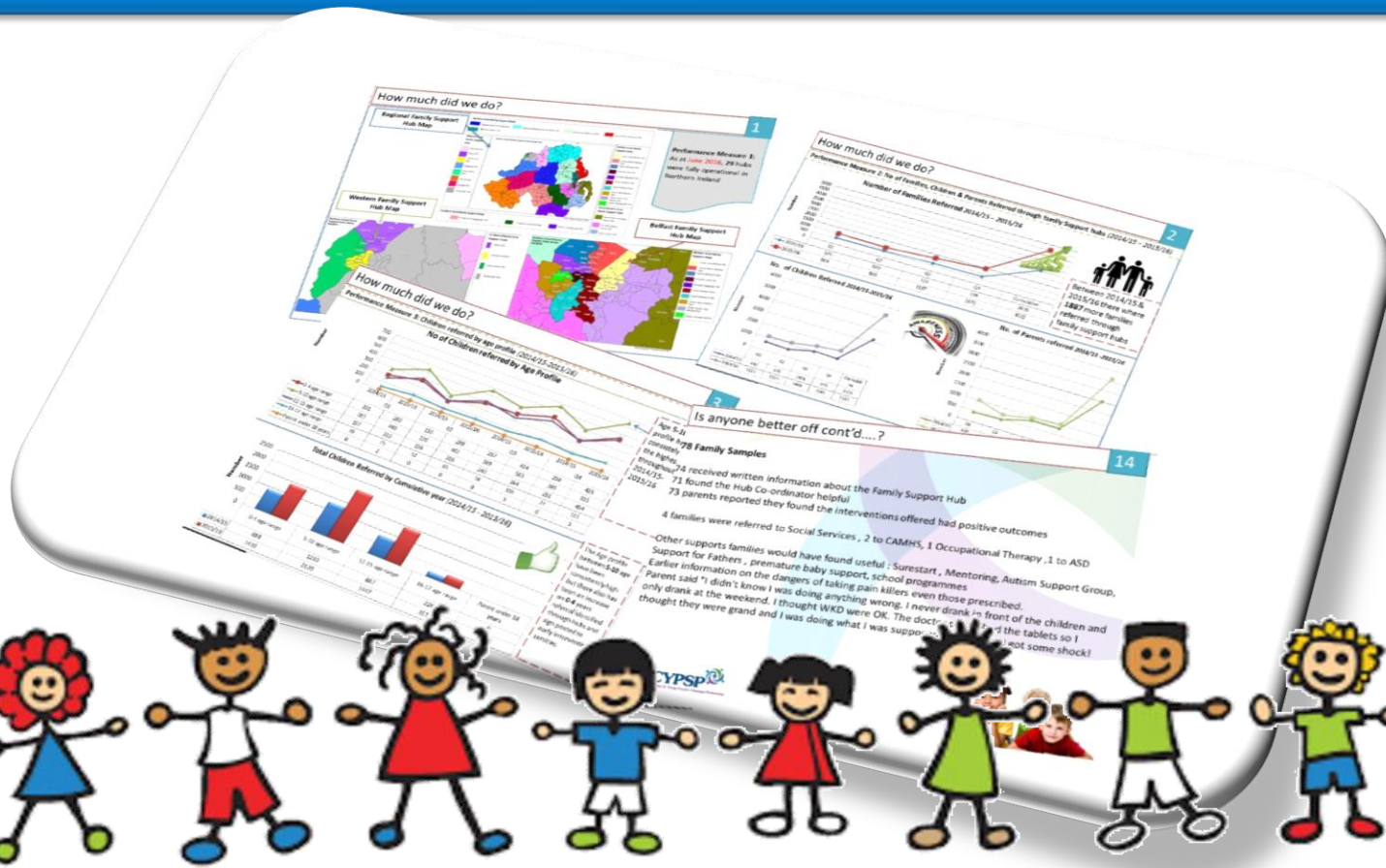


Family Support Hubs Report Card Qtr1 April - June 2022



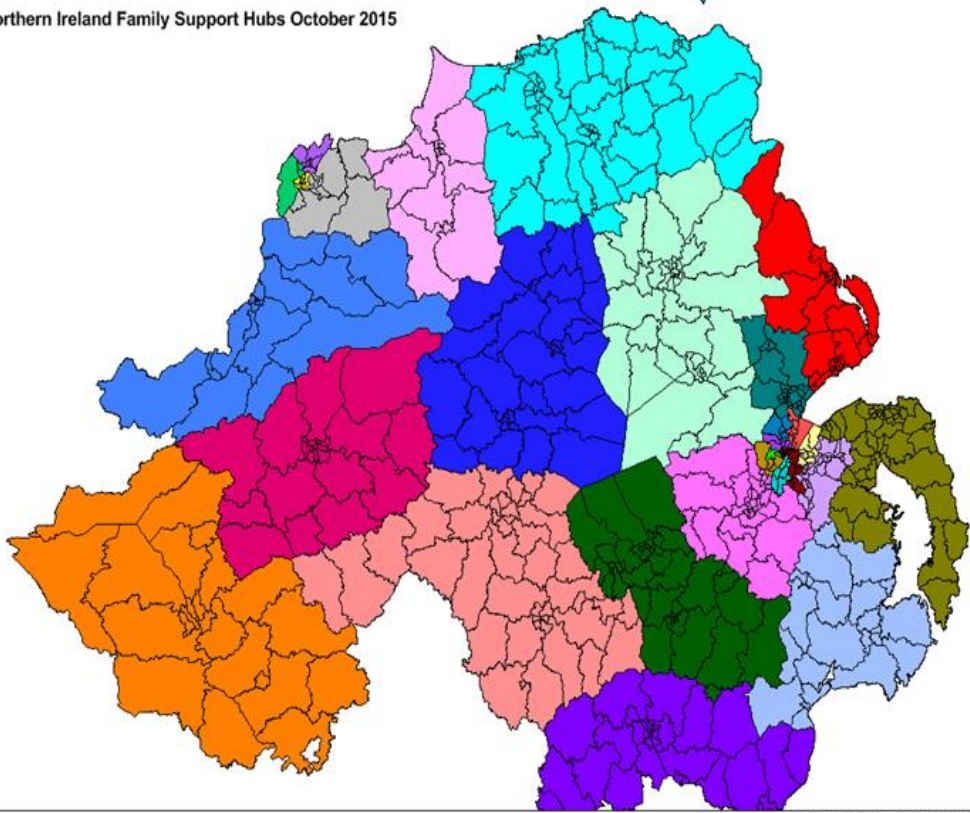
Northern Area Family Support Hubs

- Magherafelt and Cookstown
- Coleraine, Ballymoney and Moyle FSH
- Antrim and Ballymena FSH
- Larne & Carrick Sector FSH
- Newtownabbey FSH

Western Area Family Support Hubs

- Dry Arch FSH
- Ethos FSH
- Family First FSH
- Strabane FSH
- Outer West FSH
- Fermanagh
- Omagh FSH
- Waterside FSH

Northern Ireland Family Support Hubs October 2015



Crown Copyright. Produced by CYPSP

Belfast Area Family Support Hubs

- Inner East Belfast FSH
- Lower North Belfast FSH
- North Belfast II FSH
- Greater Falls FSH
- Greater Shankill FSH
- South Belfast I FSH
- South Belfast II FSH
- Outer West Belfast FSH
- Outer South East Belfast FSH
- Upper Springfield FSH

South Eastern Area Family Support Hubs

- North Down and Ards Sector FSH
- Greater Lisburn Sector FSH
- Down Sector FSH

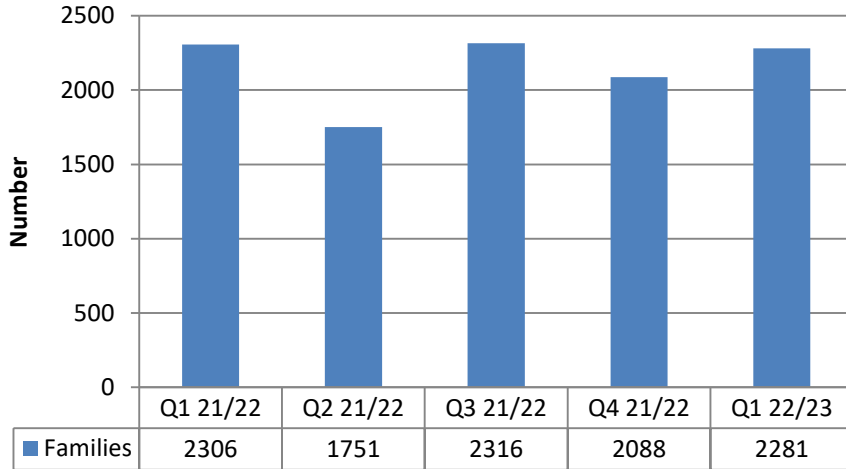
Southern Area Family Support Hubs

- Armagh and Dungannon FSH
- Craigavon and Banbridge
- Newry and Mourne FSH

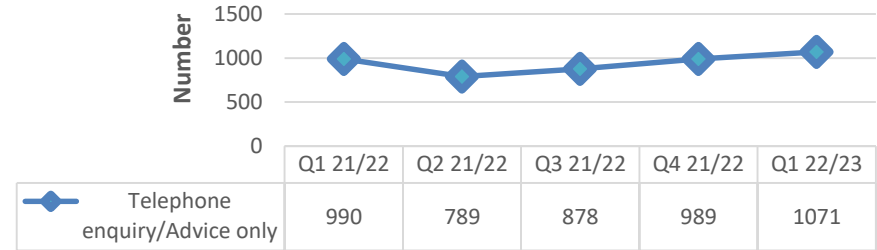
Performance Measure 1: As at April 2022, 29 hubs were fully operational in Northern Ireland

Performance Measure 2: No of Families, Children & Parents Referred through Family Support Hubs – Q1 22/23 compared to previous year

Number of Families Referred

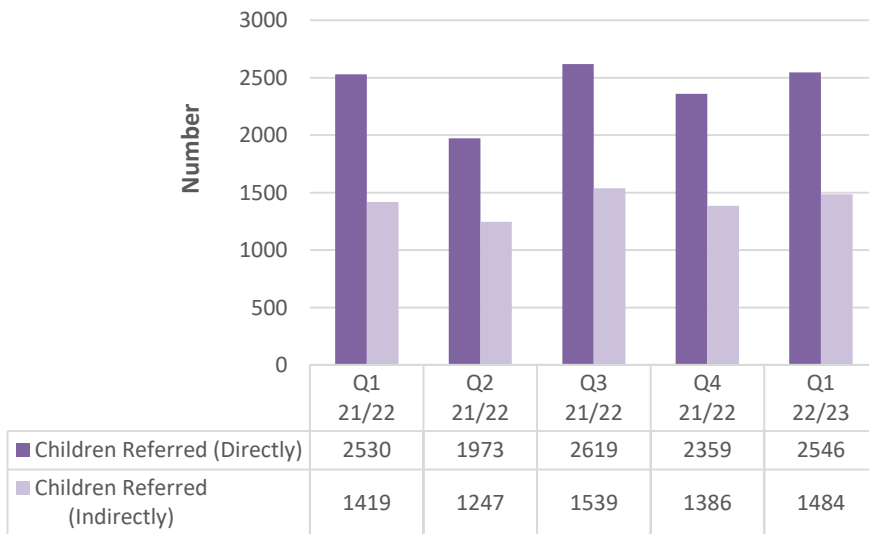


Telephone enquiry/Advice only

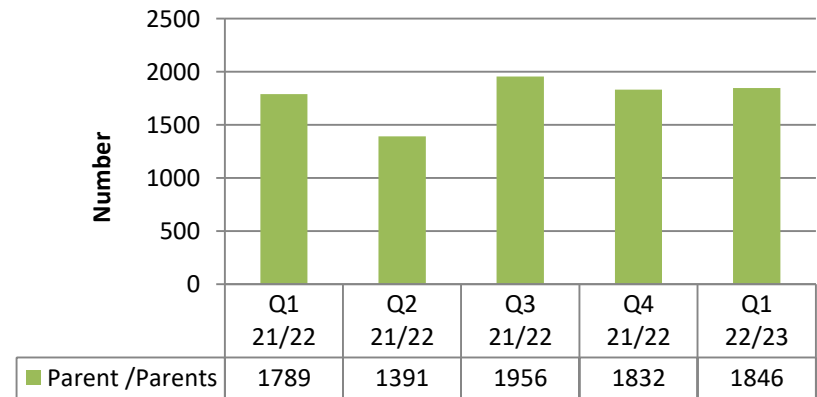


In Qtr1 April to June 2022, **2281** families were referred through family support hubs, a decrease of **25** families from Qtr1 2021/22. There was an increase of telephone enquiry/advice only calls in Qtr1 to **1071**. 170 families were referred specifically for Covid-19 issues.

Number of Children Referred

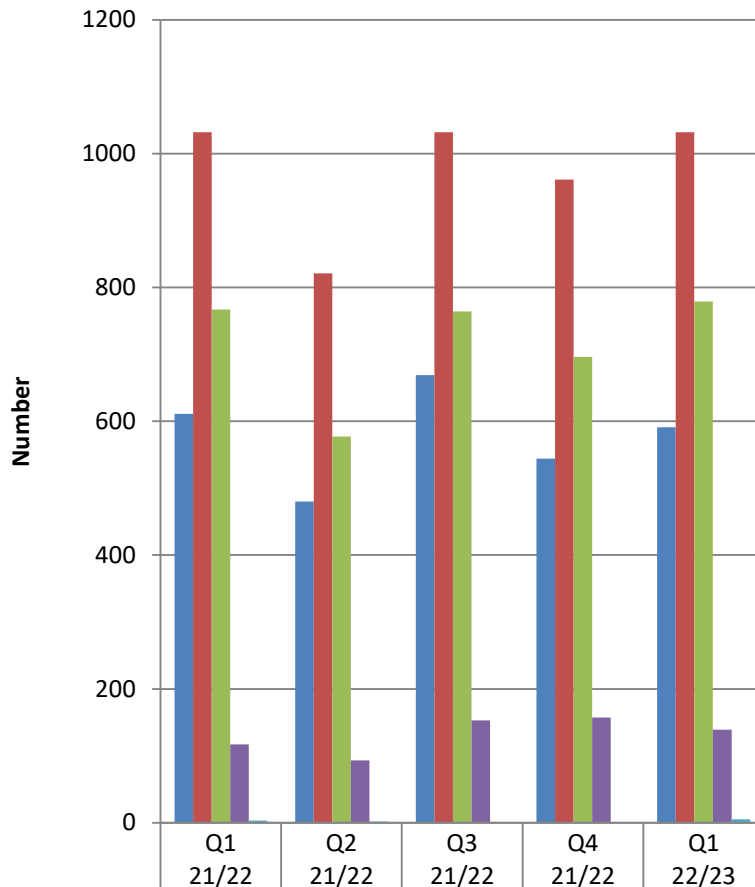


No. of Parents Referred



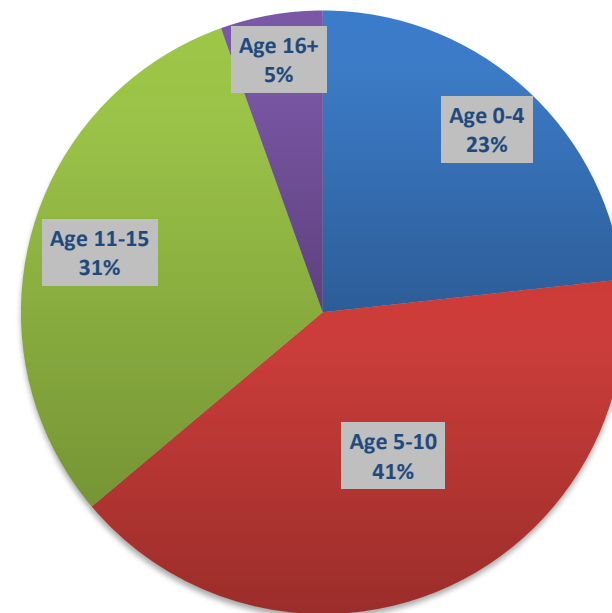
In Qtr1 April to June 2022 there was a slight increase of children referred to **2546** and other children in the family benefiting indirectly to **1484** from 2021/22. Parent referrals increased to **1846**.

Performance Measure 3: Children referred by Age Profile - April – June 2022 compared to previous year



0-4	611	480	669	544	591
5-10	1032	821	1032	961	1032
11-15	767	577	764	696	779
16+	117	93	153	157	139
Parent under 18 years	3	2	1	1	5

Age Profile Qtr 1



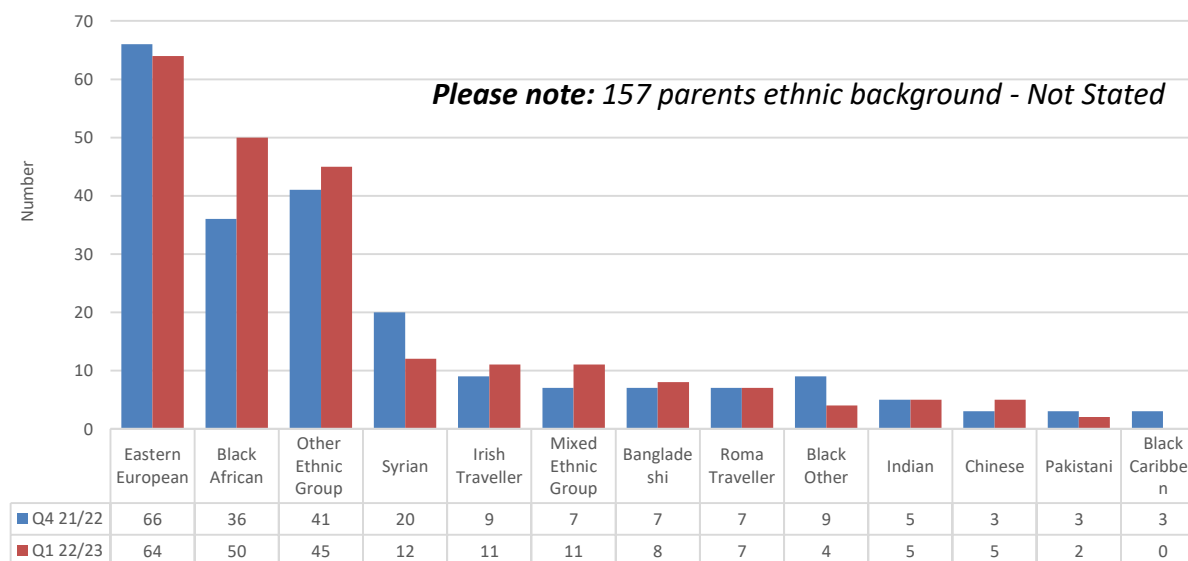
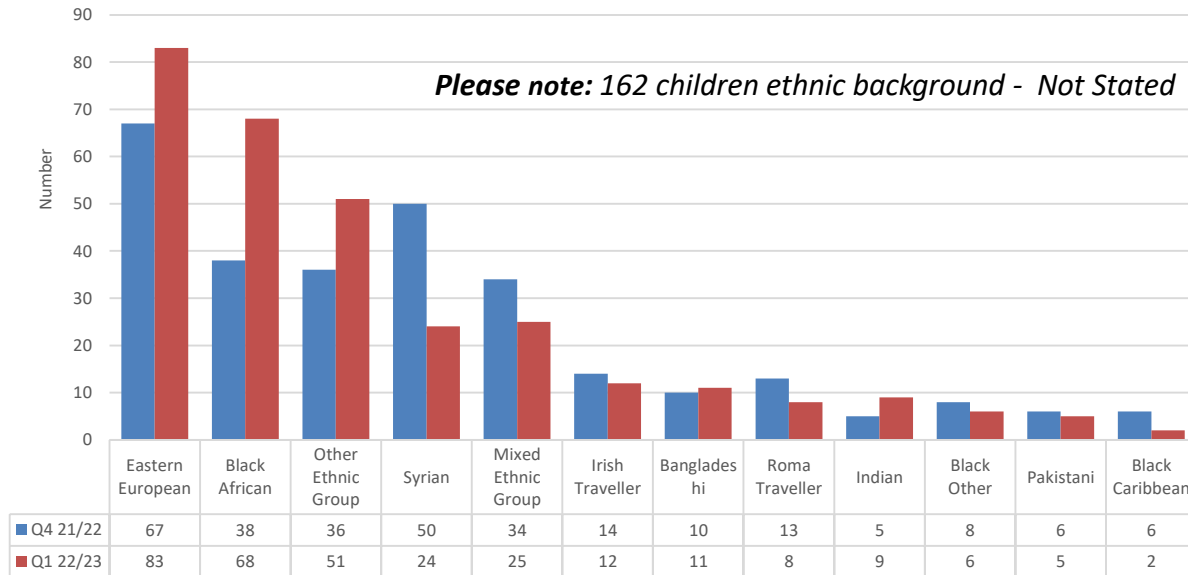
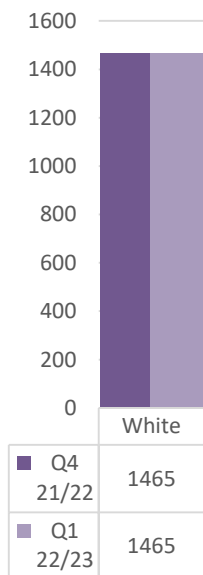
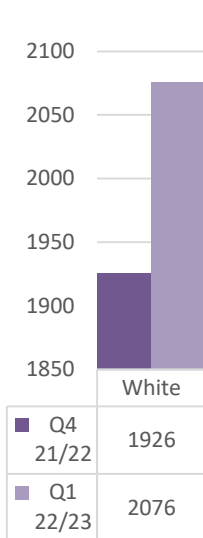
5-10 years has consistently been the highest age group for referrals.

Performance Measure 4: Referrals by Ethnic Background for Children and Parents referred.

There has been an increase in the number of white children in the last quarter with parents staying the same. There has been increase for Eastern European, Black African and Other Ethnic Groups in children and parents.

(Note: 'White' has the higher number of referrals for both Children and Parents and are presented on separate scales as shown in these charts.)

Children and Parents Referrals by Ethnic Background – Qtr1 22/23 compared to Q4 21/22



Performance Measure 4: Interpreters Required and Booked by Language

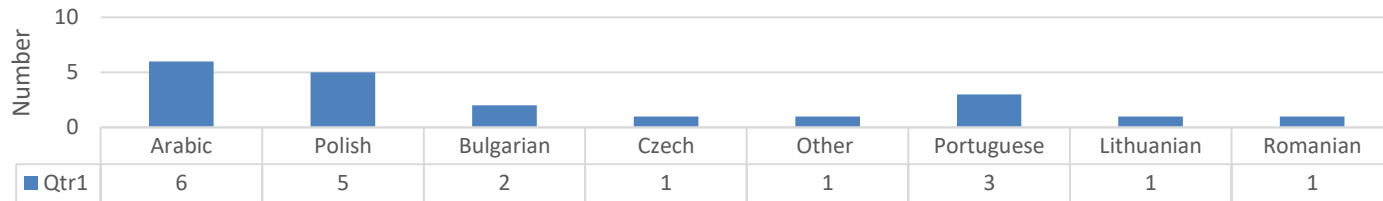
There has been a range of languages required and booked in Qtr1 with Arabic and Polish the most requested.

Interpreters were unable to be booked for 6 different languages. In Qtr1.

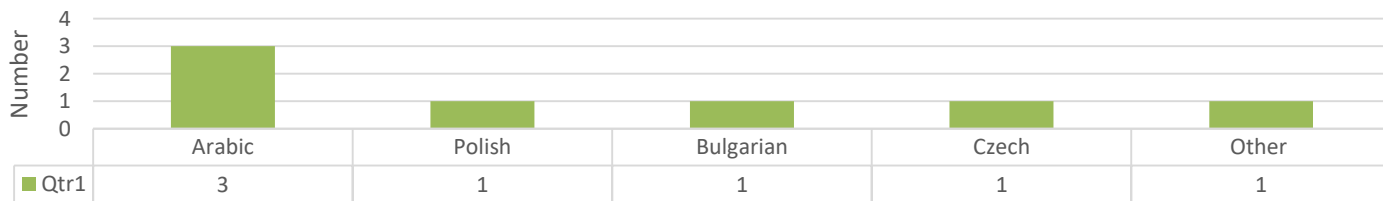
Google Translate was also used 5 times and Facilitated by Family or Friend used 4 times.

Interpreters Required and Booked by Language – Qtr1 22/23

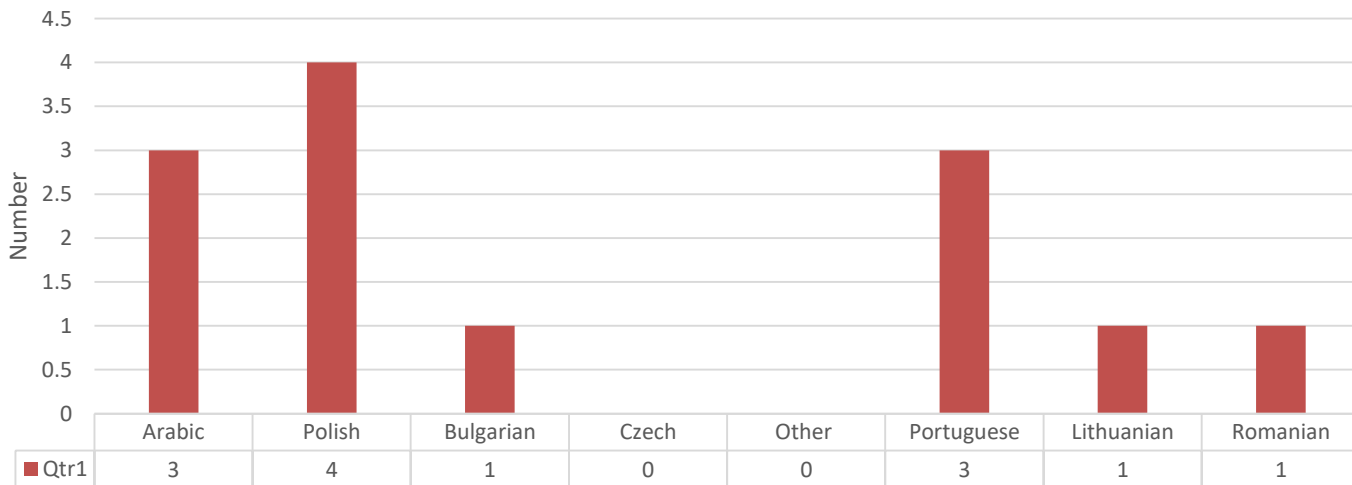
Interpreters Required by Language



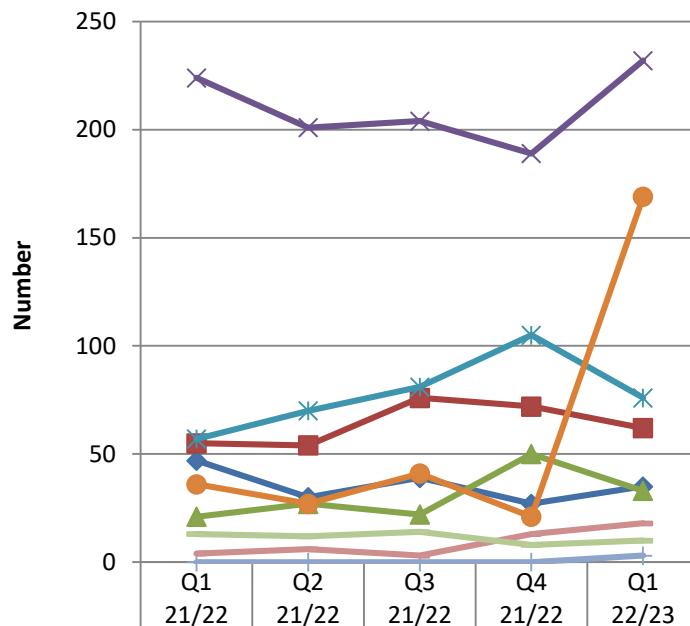
Interpreters Booked by Language



Interpreters Unmet Need

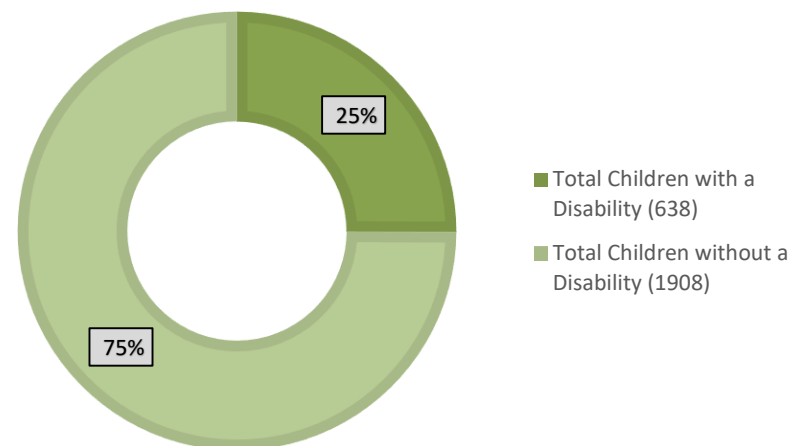


Performance Measure 4: Children with a disability referred – April – June 2022 compared to previous year



	Q1 21/22	Q2 21/22	Q3 21/22	Q4 21/22	Q1 22/23
Physical	47	30	39	27	35
Learning	55	54	76	72	62
Sensory	21	27	22	50	33
Autism (including Asperger Syndrome)	224	201	204	189	232
ADHD/ADD	57	70	81	105	76
Awaiting Assessment/diagnosis	36	27	41	21	169
Comorbidity	0	0	0	0	3
Other (e.g.Acquired Brain Injury/Sensory Processing Disorder)	4	6	3	13	18
Mental Health	13	12	14	8	10

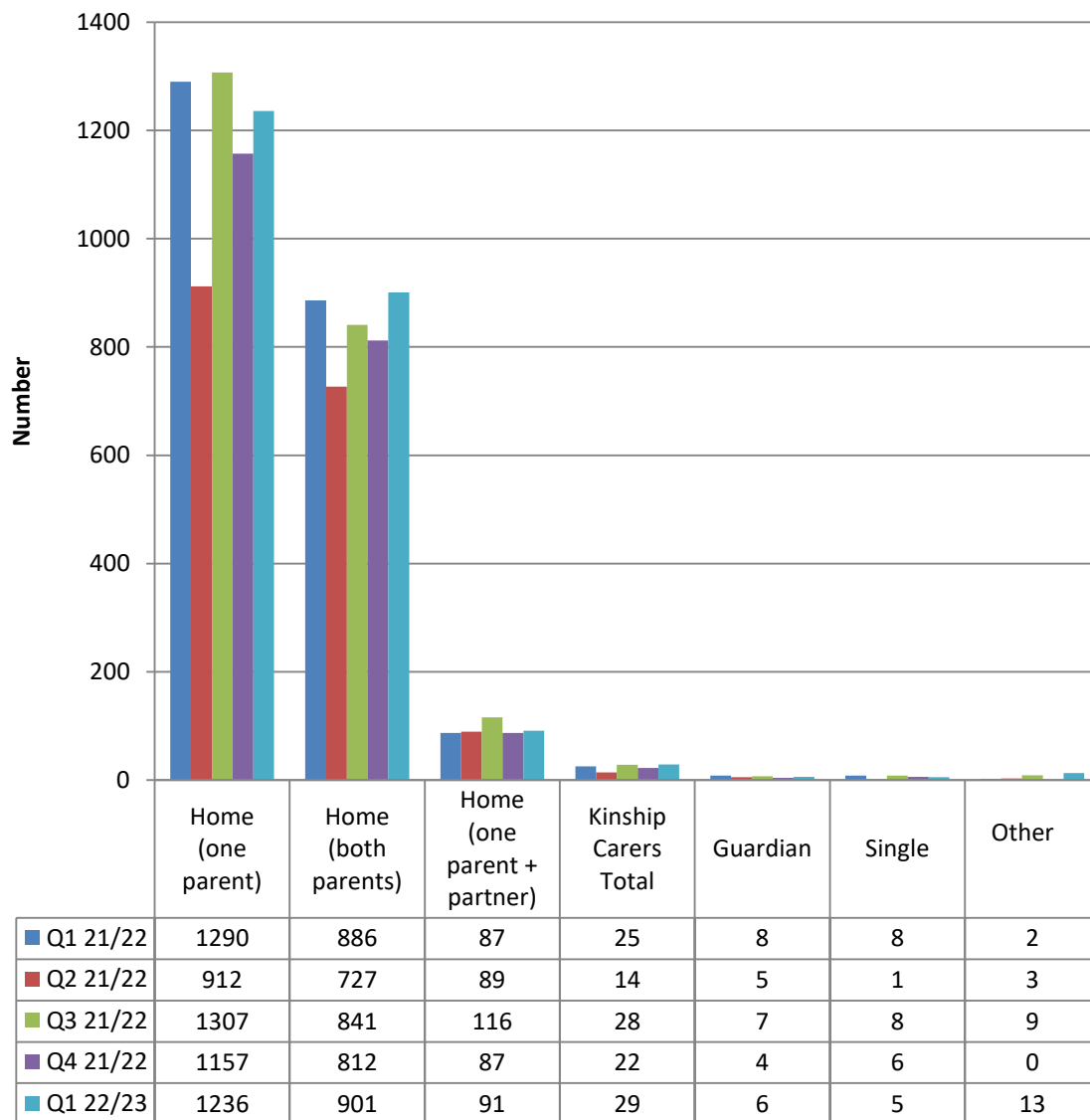
Children with a Disability Qtr1



Children with **Autism** had the highest number of disability referrals.



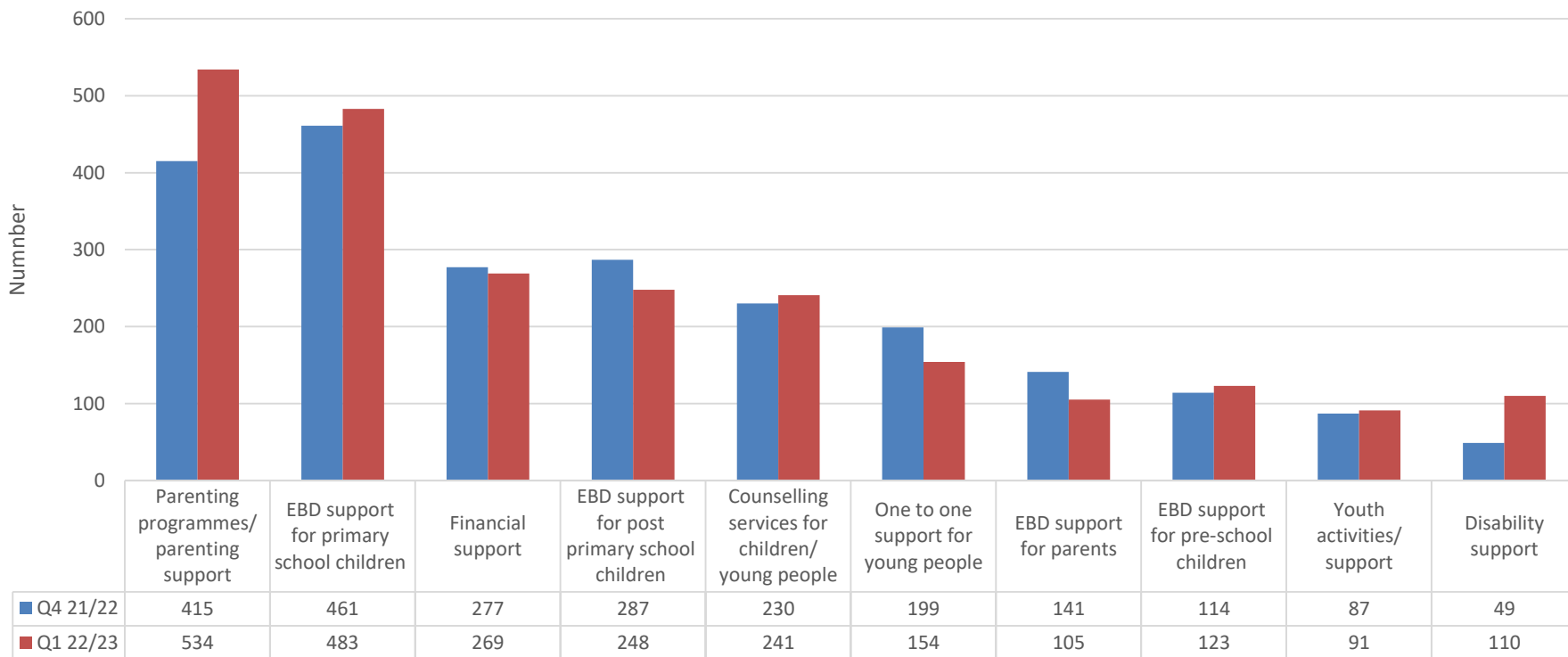
Performance Measure 5: Household Composition - April – June 2022 compared to last year



The highest group of families referred are **Lone Parents** at **1236** in Qtr 1. **Home with both parents** is **901** and **One Parent + Partner** has increased to **91**. There were **29 Kinship Carers**, **5 singles** (with no children), **6 with Guardians** and **13 Others**.

Performance Measure 6: Main Presenting Reasons for Referral – April – June 2022 compared to Qtr4 2021/22

Top Ten Reasons for Referrals to Hubs



Reasons for Referral:

The top reason for referral in Qtr1 April – June 2022 was for **Parenting programmes/parenting support** followed by **EBD support for primary school children** and then **Financial Support**.

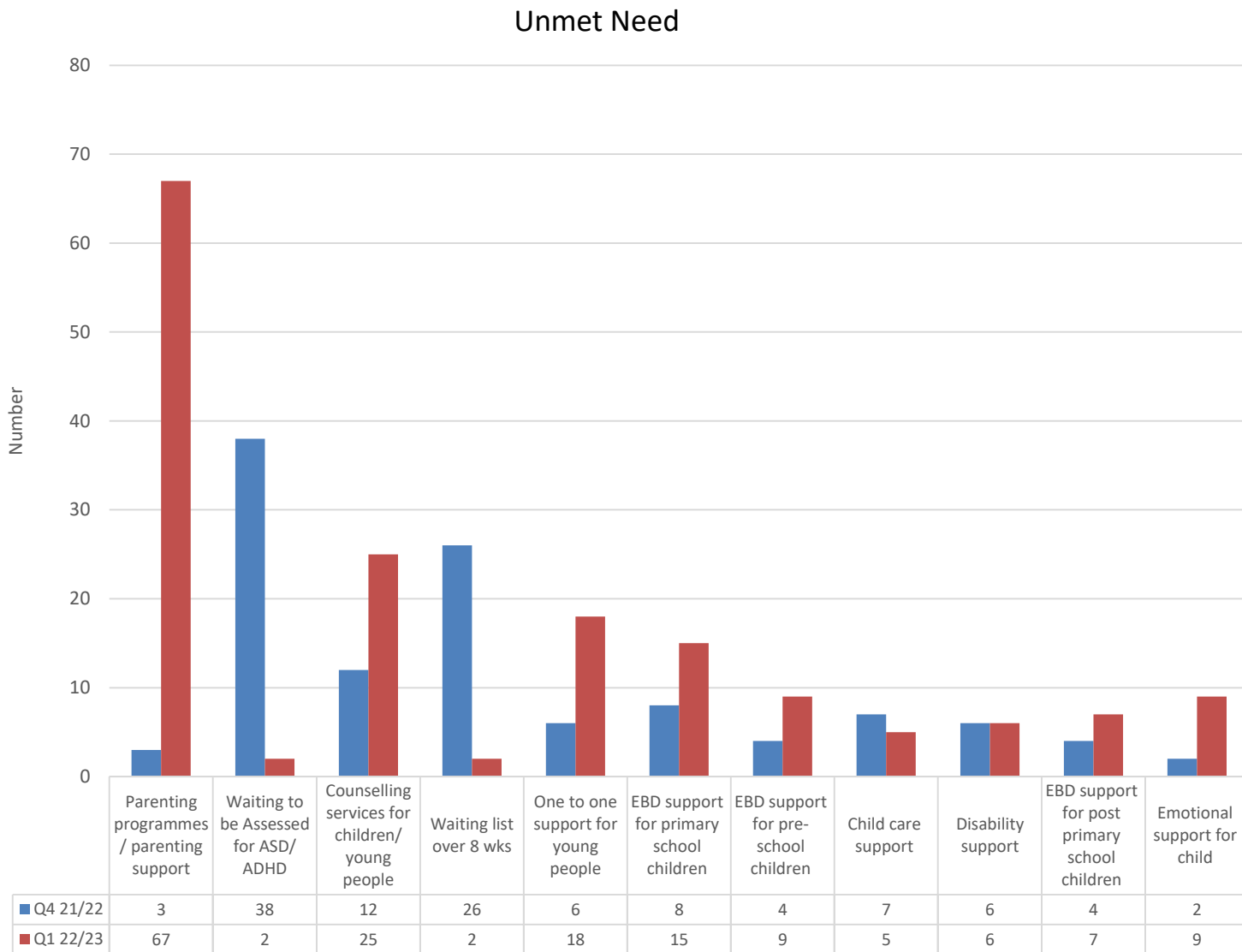
Other reasons that were in the Top 10 in Qtr1 were EBD support for post-primary school children, Counselling services for children/young people, One to One support for young people and EBD support for parents.

Performance Measure 6: Main Presenting Reasons Unmet – April – June 2022 compared to Qtr4 2021/22

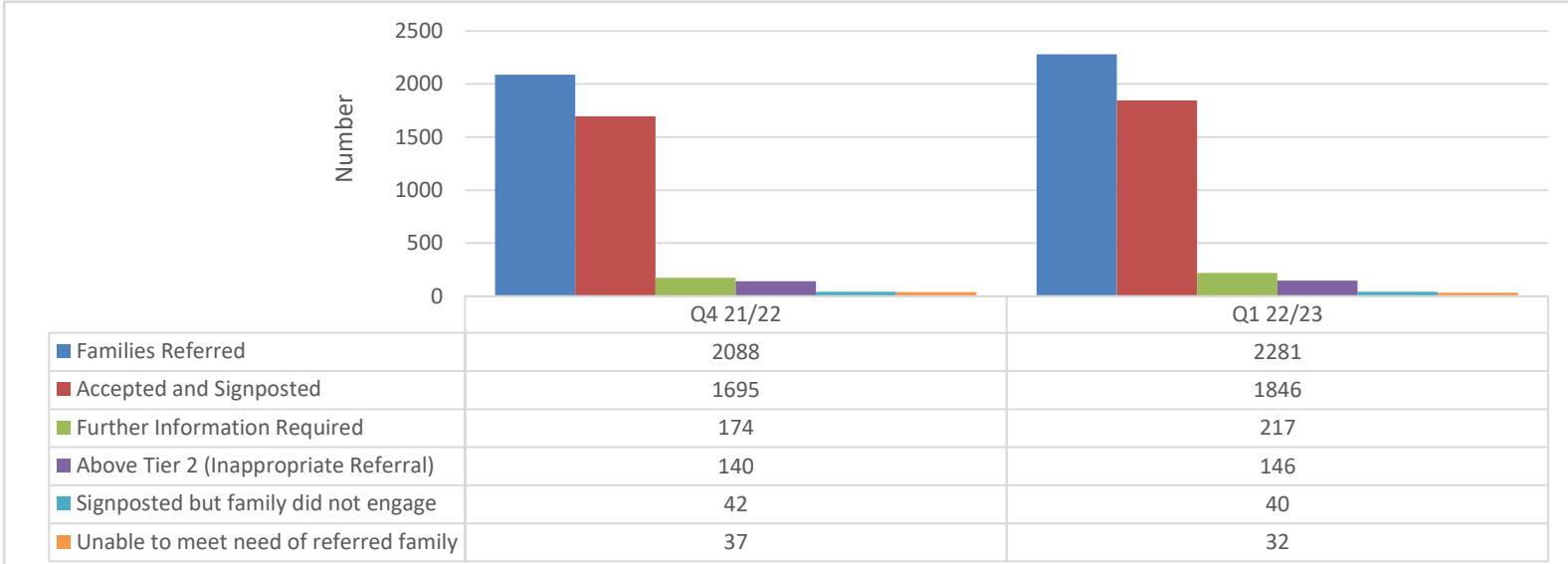

Unmet Need:

The highest unmet need in Qtr1 was for Parenting programmes/parenting support

This was followed by Counselling Services for children/young people, One to one support for young people and EBD support for primary school children.

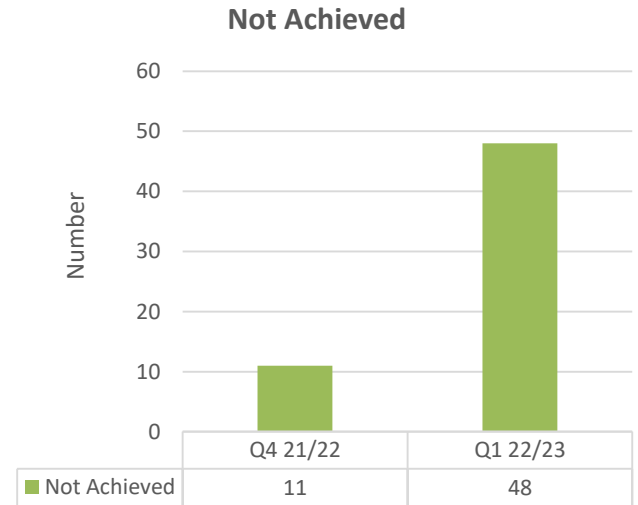
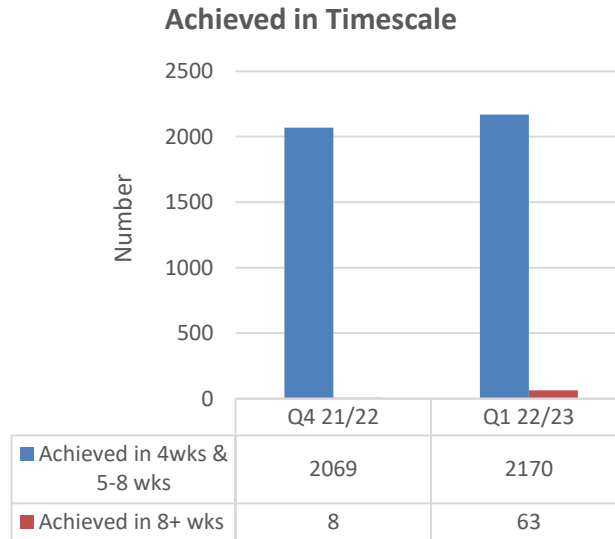


Performance Measure 7: Families Referred that were Accepted & Signposted – April–June 2022 – compared to Qtr4 2021/22

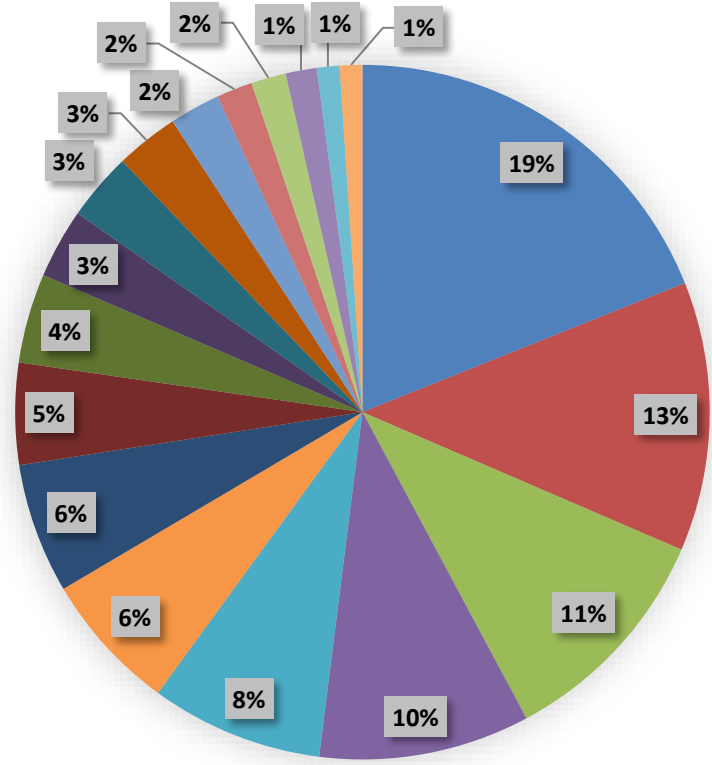


Performance Measure 8: Referral Process: Achieved in 4 weeks & 5-8 weeks or Not Achieved – April–June 2022 compared to Qtr4 2021/22

The vast majority of referrals to Hubs in Qtr1 were processed within the 4 weeks standard ensuring families receive a timely response to their immediate needs. A further significant number within 5- 8 weeks and of the remaining referrals **63** were processed but exceeded the 8 weeks timescale.



Performance Measure 8: Total Percentage of Referrals by Referring Agency – Qtr1 April – June 2022/23



- Self referral
- GPs
- School
- Health Visitor
- Community organisation
- Gateway
- Paediatrician
- Multi Disciplinary Teams
- CAMHS
- Education Welfare Service
- Voluntary organisation
- Other Social Work Services
- Allied Health Professionals
- Adult Mental Health Services
- SPOE (Referral Gateway)
- Other
- Family Support Interventions Team
- SureStart

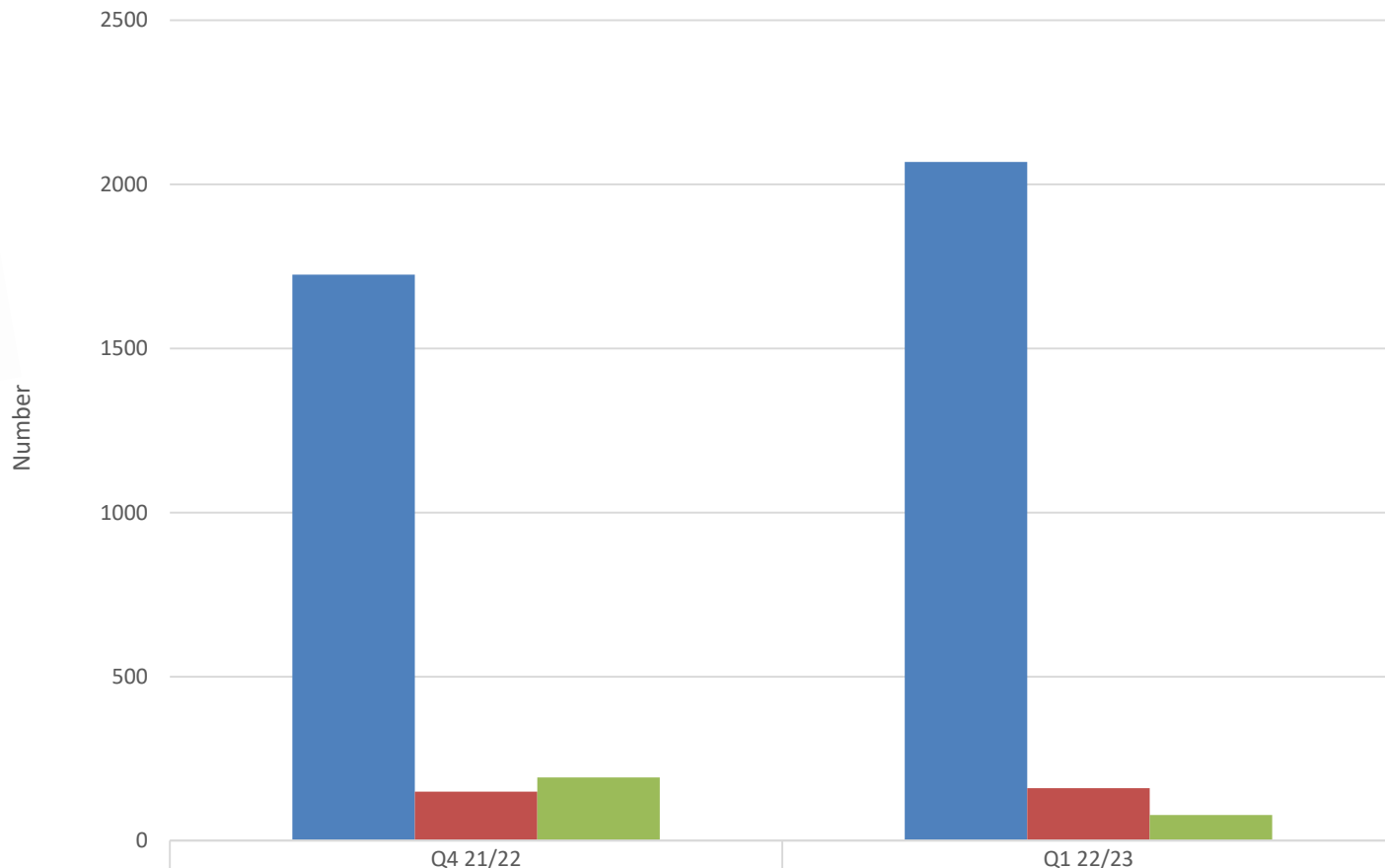
From April – June 2022 **Self Referrals** were the highest referrer at **19%** compared to 20% in April – June 2021.

GP's were the second highest referring agency in Qtr1 at **13%** compared to 12% last year. **Schools** and **Health Visitor** were **11%** and **10%** respectively in Qtr1 compared to 10%.

Community Organisations have stayed the same this quarter at **8%**. **Gateway** remained the same at **6%**, with **Paediatricians** **6%** also.

There were **129 Re-referrals** in Qtr1.

Performance Measure 9: Number of Children/Parents referred who did and who did not take up the service offer – April – June 2022 – compared to Qtr4 2021/22

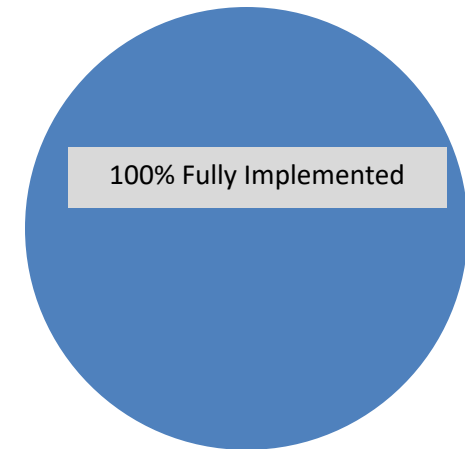


■ Number of children/parents referred who took up the service offer	1725	2068
■ Number of children/parents referred who did not take up the service offer	149	160
■ Services not yet allocated to family	193	78

Performance Measure 10: 10 Standards Fully Implemented - 2021/22

- Standard 1.** Working in PARTNERSHIP is an integral part of Family Support. Partnership includes children, families, professionals and communities
- Standard 2.** Family Support Interventions are NEEDS LED (and provide the minimum intervention required)
- Standard 3.** Family Support requires a clear focus on the WISHES, FEELINGS, SAFETY AND WELL-BEING OF CHILDREN
- Standard 4.** Family Support services reflect a STRENGTHS BASED perspective, which is mindful of resilience as a characteristic of many children and families lives
- Standard 5.** Family Support is ACCESSIBLE AND FLEXIBLE in respect of location, timing, setting and changing needs, and can incorporate both child protection and out of home care
- Standard 6.** Family Support promotes the view that effective interventions are those that STRENGTHEN INFORMAL SUPPORT NETWORKS
- Standard 7.** Families are encouraged to self-refer and MULTI-AGENCY REFERRAL PATHS are facilitated
- Standard 8.** INVOLVEMENT OF SERVICE USERS AND PROVIDERS IN THE PLANNING, DELIVERY AND EVALUATION of family support services in practised on an on-going basis
- Standard 9.** Services aim to PROMOTE SOCIAL INCLUSION and address issues around ethnicity, disability and urban/rural communities
- Standard 10.** MEASURES OF SUCCESS are built into services to demonstrate that interventions result in improved outcomes for service users, and facilitate quality assurance and best practice

Hub Standards



All Hubs are expected to administer the self assessment tool based on the 10 Standards and to develop an Action Plan which is reviewed on a 6 monthly basis.

Please note: All reports cards are available at <https://cypsp.hscni.net/family-support-hubs/> under Family Support Hub Monitoring.

For further information on Family Support Hubs in your area: -
Contact Bronwyn Campbell, Regional Family Support Hub
Co-ordinator
Email: Bronwyn.campbell@hscni.net